


Lecture Capture

Review of Panopto Course Cast





Historical Perspective

- ★ The inventor of the system deserves to be ranked among the best contributors to learning and science, if not the greatest benefactors of mankind"

★ Josiah F. Bumstead

Comments made in 1841 on the benefits of the chalkboard

A decorative wireframe sphere is located in the top-left corner of the slide. It consists of a grid of lines forming a spherical shape, with a central point from which the lines radiate outwards.

Past Lecture Recording Technologies

QuickTime™ and a
decompressor
are needed to see this picture.

QuickTime™ and a
decompressor
are needed to see this picture.


A decorative wireframe sphere is located in the top-left corner of the slide. It is composed of a grid of intersecting lines that form a spherical shape, with a small dark dot at its center. The sphere is partially cut off by the left edge of the slide.

Videotape Recording

QuickTime™ and a
decompressor
are needed to see this picture.

QuickTime™ and a
decompressor
are needed to see this picture.





QuickTime™ and a
decompressor
are needed to see this picture.



Adoption of Streaming Technologies

- ★ QuickTime Streaming services
- ★ Windows Media Streaming services
 - ★ Use of Windows Media encoder by Faculty to create lectures (URL's posted in Blackboard)

A decorative wireframe sphere is located in the top-left corner of the slide.

Interest in Lecture Capture


- ★ IT discussion
- ★ A new tool to create online Video Learning Objects to replace Video Telecourses
- ★ School of Business interested in Lecture Capture



Preferred Requirements

- ★ Simple process flow
- ★ Cost effective and scalable as adoption growth occurs
- ★ Fits into our PC instructor station model
- ★ Integrates well with Blackboard
- ★ Leverage streaming standards that we have already support. (non Proprietary
- ★ Technical Support
- ★ Having input into the future roadmap of development of the solution





Lecture Capture Solutions

- ★ Accordent
- ★ Echo 360
- ★ Mediasite
- ★ Panopto
- ★ Tegrity
- ★ ScreenCapture
 - ★ Camtaisa/Relay/jing
 - ★ Captivate4
 - ★ WME
 - ★ others


Lecture Capture Comparison

lecture_capture_comparison_chart : Solutions

Product	Accordent Capture	Echo360	Mediasite	Panopto	Tegrity Campus	Wimba
Company Website	www.accordent.com	www.echo360.com	www.sonicfoundry.com	www.panopto.com	www.tegrity.com	www.wimba.com
Do you offer hosted and on-site solutions?	Yes	On-site only	Yes	Yes	Yes	Yes
Does your solution support synchronous and asynchronous use?	Yes	Asynchronous only	Yes	Yes	Yes	Yes
Does your solution support synchronous video streaming?	Yes	No	Yes	Yes	Yes	Yes
Does your solution require dedicated on-site hardware?	Yes	No	Yes	No	No	No
Which playback modes does your solution support for viewers?						
Web Browser	Yes	Yes	Yes	Yes	Yes	Yes
Audio Podcast (iPod / MP3 player)	Yes	Yes	Yes	Yes	Yes	Yes
Enhanced Podcast (i.e. video iPod)	No	Yes	No	Yes	Yes	Yes
Mobile Phone	No	Yes	No	No Yes	Yes	No
What operating systems are supported for capture?	PC only	PC and Mac	PC and Mac	PC only PC and MAC	PC and Mac	PC and Mac
How do you price your solution?	Purchase plus maintenance	Flexible: purchase or subscription	Purchase plus maintenance	Support only, Hosted	Annual subscription	Flexible: purchase or subscription
What are your pricing options?	Number of classroom installations, Site license	Number of classroom installations, Site license	Number of classroom installations	# of support points of contact; hosted usage	Student FTEs	Student FTEs, Concurrent users, Site license
If you offer site licenses, what are the options?	University wide, By College, By Department	University wide, By College, By Department	University wide, By College, By Department	University wide	University wide, By College, By Department	University wide, By College, By Department

Compiled by Rodney B. Murray, Ph.D. from a survey in December 2008. Products are updated continually, so please check with the vendors for the latest information. For more information and the corresponding podcast, see:

<http://www.RodsPulsePodcast.com>

A wireframe sphere is located in the top-left corner of the slide. It is composed of a grid of lines that form a spherical shape, with a small dark dot at its center. The sphere is partially cut off by the left edge of the slide.

QuickTime™ and a
decompressor
are needed to see this picture.

V




Review of Panopto

- ✦ Provider Authentication : Local/AD or BB/API
- ✦ Creation of course folder in BlackBoard to store recordings (Showing off the Building Block -Black Board Integration.
- ✦ Panopto Recorder: Record,Publish,Play
- ✦ Managing recordings
- ✦ Sliverlight Playback,Sources,search,notes
- ✦ Look at the RSS feeds
- ✦ Editing recordings
- ✦ Mac Recorder
- ✦ Live Broadcast with One way Instant Message
- ✦ Multi Video inputs and adding PDF documents



Recording flow

- ★ Individual stream recording file (local)
- ★ Uploaded to server to package into Sliverlight and podcast formats and publish link into BlackBoard



Panopto Website

<http://www.panopto.com>

- ★ Socrates Project

http://www.panopto.com/solutions_education_socrates.aspx

- ★ Showcase

- ★ Support Page

http://www.panopto.com/services_support_services.aspx

- ★ Documentations

- ★ Video Tutorials



A decorative wireframe sphere is located in the top-left corner of the slide. It is composed of a grid of intersecting lines that form a spherical shape, with a small dark dot at its center. The sphere is partially cut off by the left edge of the slide.

Questions

Bechtoldt@umsl.edu

