



Blackboard

The Road Ahead

Blackboard Learning Solutions

Wade Fields

Customer Success Advocate

Wade Fields



Title:

Customer Success Advocate

Area of education:

Higher Ed/Corporate

Previous Institution:

Capella University

Short bio:

Wade has led several product upgrades and implementations including Blackboard Learn, Capella's competency based education product FlexPath and multiple customization efforts within the Learn system. He has led efforts to better understand and improve the faculty and learner experience. Wade's end to end experience allows him to understand faculty and learner perspective as well as technical support and academic administration.

Statements regarding our product development initiatives, including new products and future product upgrades, updates or enhancements represent our current intentions, but may be modified, delayed or abandoned without prior notice and there is no assurance that such offering, upgrades, updates or functionality will become available unless and until they have been made generally available to our customers.



*A focus on
the learner*



*Connected and tightly integrated
workflows*

The New Learning Experience



*A delightful
new user experience*



*An accessible and always-on
environment*



*Integrated
data and analytics*


Today's session

Blackboard Learn: 9.1 & The Ultra Experience

Blackboard Collaborate

Bb Student & Blackboard's Mobile App Strategy

Listening to your feedback





Blackboard Learn:

9.1 and the New Ultra experience

Blackboard Learn 9.1



The Power of Learn 9.1

Flexible hosting options

SaaS, Managed Hosting and On-Premise deployment to best fit your needs

Functionality to support the full spectrum of educators

Full-featured Original Course View with unmatched depth and breadth of functionality

Integration with our latest solutions

Fully integrated with Bb Student and the new Collaborate

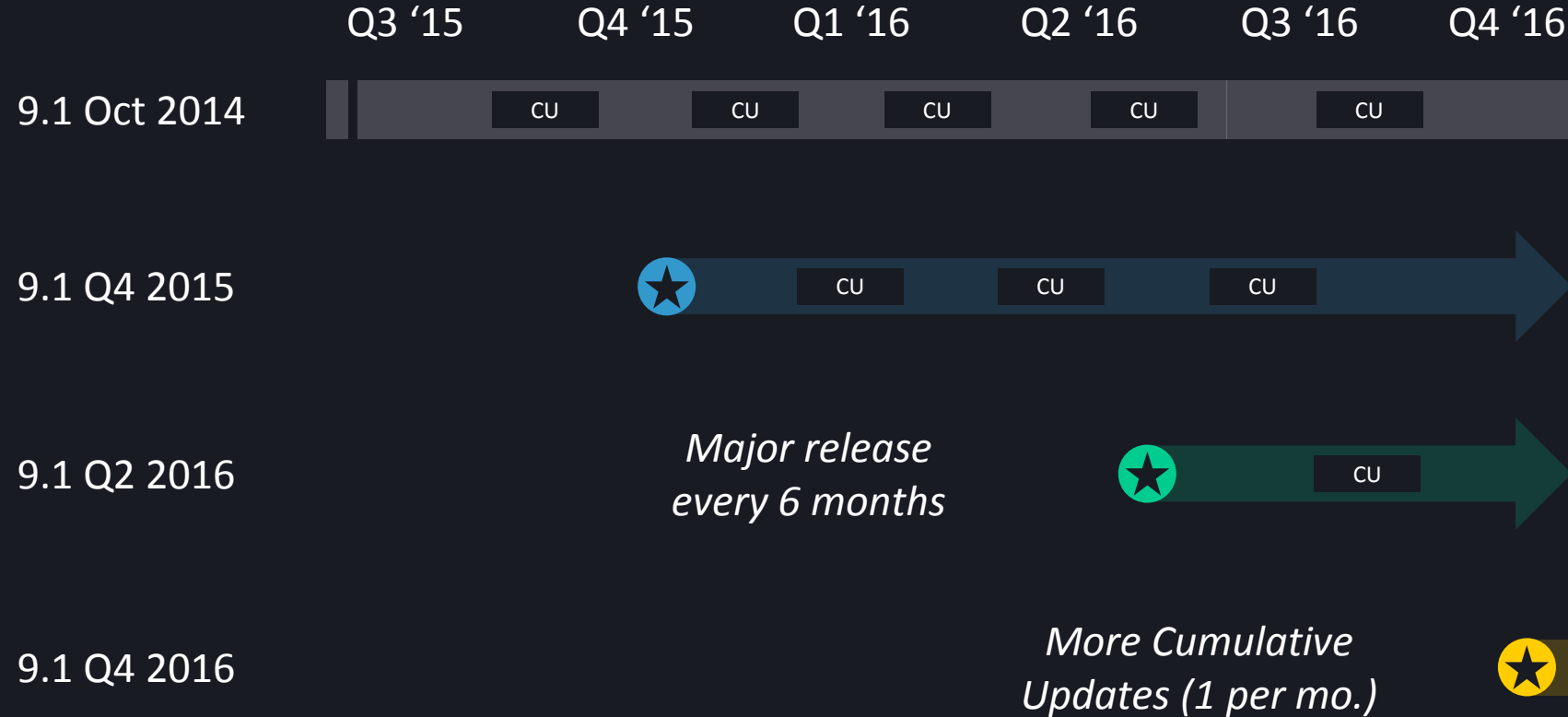
Embedded learning analytics

Understand and act on student, program, institution and system data

Ongoing innovation and support

Improvements and enhancements for students, instructors, and administrators

Continued commitment to 9.1



9.1 Q4 2015 Release

Available now

Quality counts! What we hear from you...

“Bug free tools that work as advertised and are easy to use are much more of a need right now than new features.”

IT Leader

2-year private college

“I just want a system that works right all the time.”

Faculty member

4-year public college

“I feel like bug fixes have been coming out more frequently, and the way they are handled is very consistent, but I'd like to see more work done in this area.”

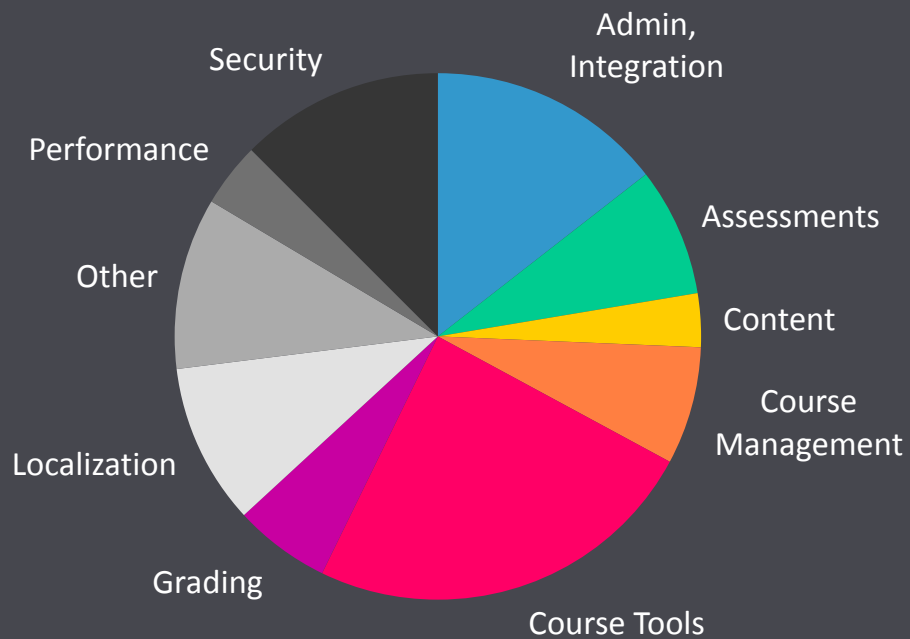
Technology support staff

4-year public college

Quality and maintenance

Q4 2015 release

Hundreds of issues fixed in the most important areas!



Workflow improvements & usability

Q4 2015 Release

The screenshot displays a discussion thread interface with several key elements and annotations:

- Thread Title:** "Thread: Street art or just graffiti?"
- Navigation:** A callout box highlights the thread navigation controls, including a double-left arrow, a single-left arrow, and the text "Thread 2 of 2". A similar callout box points to a smaller version of these controls located below the thread title.
- Message Actions:** A "Message Actions" dropdown menu is shown with a right-pointing arrow, next to "Expand All" and "Collapse All" buttons.
- Thread Summary:** "2 Posts in this Thread" and "0 Unread" are displayed in the top right of the thread area.
- Post Content:** A post by "Blackboard Admin" (role: INSTRUCTOR MANAGER) is shown, titled "Street art or just graffiti?". The post text asks: "What definitions of expression serve as distinguishing characters of street art? Which elements in your mind mean that the painting is just graffiti or vandalism? What are the contexts in which vandalism is in itself the form of expression?". A "Collapse Post" button is visible above the text, and a "COLLAPSE" link is shown below it.
- Post Actions:** At the bottom of the post are buttons for "Reply", "Quote", "Edit", and "Delete".
- Annotations:** A blue vertical bar on the left side of the post is highlighted with a blue circle. A blue callout box points from the top navigation area to the "Collapse Post" button.

Collaborate Ultra Experience – Learn 9.1 integration

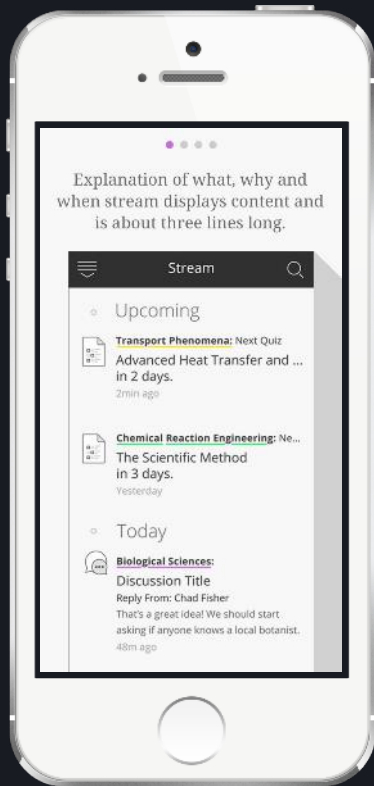
Available now

The image displays the Blackboard Collaborate Ultra interface, which is split into several functional areas:

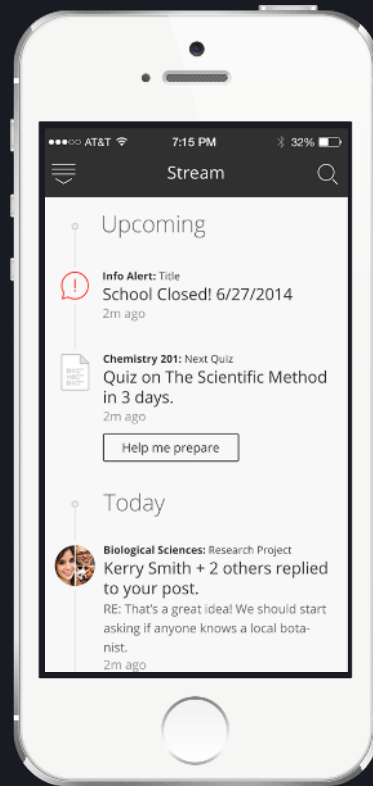
- Course Management Panel (Left):** A sidebar menu with options like "Control Panel", "Content Collection", "Course Tools", "Evaluation", "Grade Center", "Users and Groups", "Customization", "Packages and Utilities", and "Help". A "Quick Unenroll" button is also visible.
- Room Attributes Panel (Top Left):** A settings area for the session, including:
 - Room Attributes:** "All Permissions" and "Allow Guests" are both set to "ON".
 - Attach File:** A section for uploading content, with a "Browse My Computer" button and a note that supported file types are PowerPoint, PDF, and images.
 - Notes:** A text input field labeled "Enter notes here".
 - Roles and Access:** Two checkboxes: "All users join as moderators." (unchecked) and "Restrict access to this session." (unchecked).
 - Assign Roles:** A section for "Moderators" with an "Add Moderators" button and the name "Beth Carlson" listed.
- Session Content (Center):** A presentation slide titled "Astrophysics 101 | Introduction to Astrophysics" and "Pluto-Lesson-Presentation.ppt". The slide shows a large image of Pluto and the text: "Astrophysics 101 – Class 6" and "Why Pluto is still really cool". The slide number "1" is in the bottom right corner.
- Chat Window (Right):** A vertical chat panel with a purple header. It shows a list of messages:
 - Duke Ellington (10:16 AM): "Does Pluto have any water on it?"
 - Galina Ustvol'skaya (10:10 AM): "It's one third water which is more than 3 times as much water as in all the Earth's oceans!"
 - Roberto Carnevale (10:11 AM): "The remaining two thirds are rock."
- Session Controls (Bottom):** A horizontal bar containing video thumbnails for participants (including "Kevin Smith"), icons for chat, mute, hand, and other session controls, and a "Say something..." input field with a smiley face icon.

Bb Student App – Learn 9.1 integration

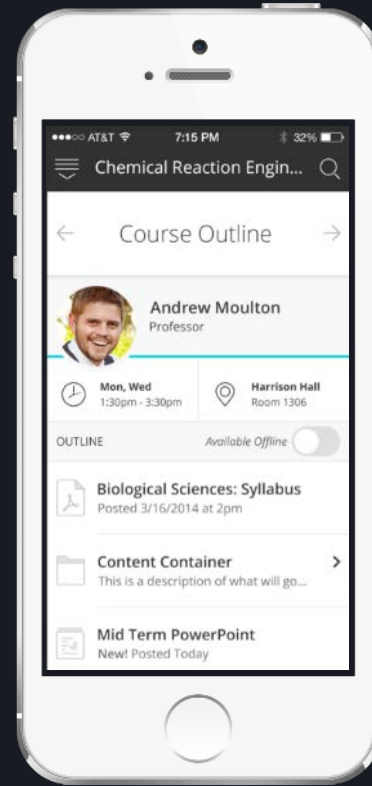
Available now



First Time User Experience



Stream: What's New/Due

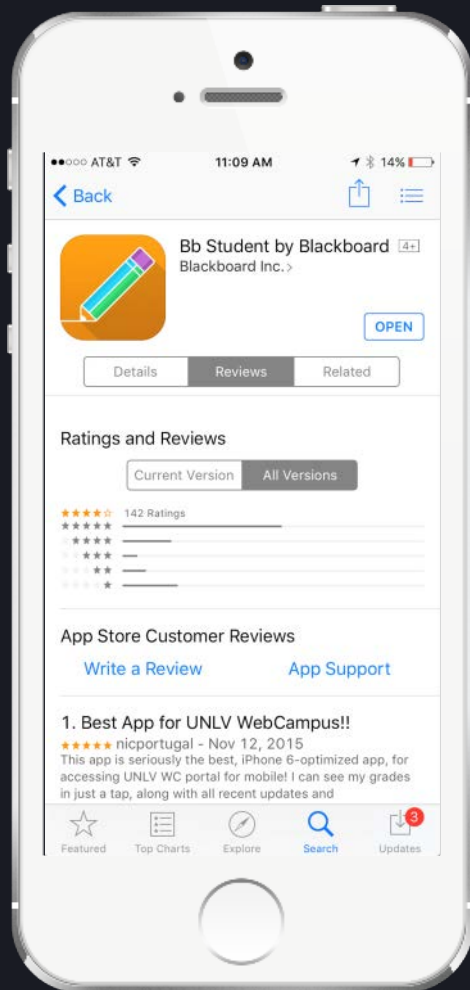


Course Outline



Course Timeline

Students love Bb Student for Learn 9.1



“I’ve been using apps by Blackboard for a long time now, but I have to say the most recent update is amazing!”

Uoflstudent24

“This app makes my school routine so much easier.”

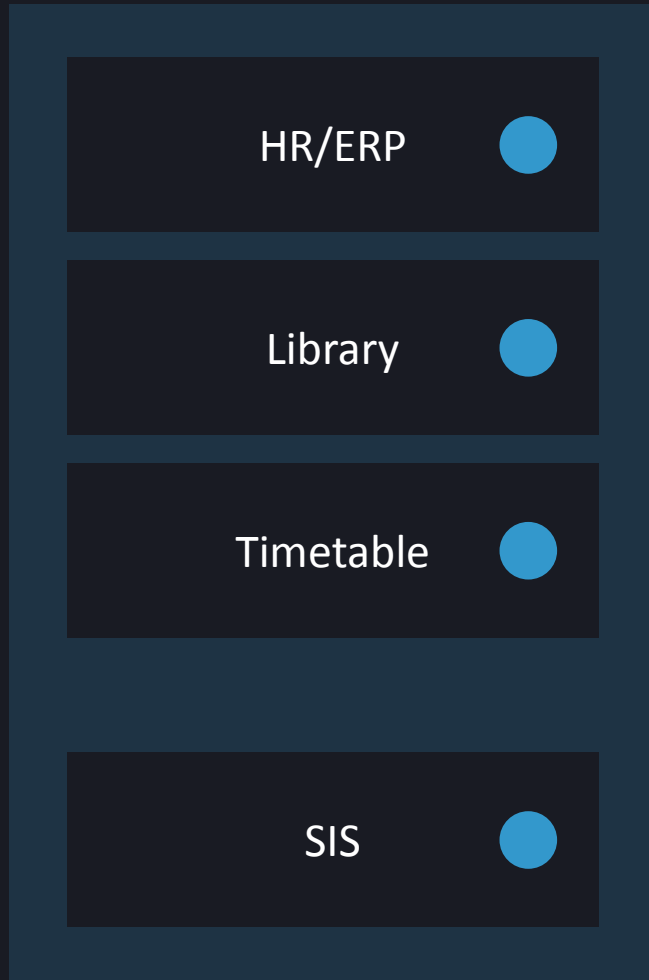
CdPeralta

“...it almost makes it fun to check my class assignments”

The Nightly Pacifist

Simpler SIS Grade Exchange









Q4 2015 release




*Grades
Column
Provisioning*



Blackboard®

	Ethan James Don...	89
	Tabitha Petrella	95
	Jenni Liptak	98
	Hector Barham	72
	Maybell Saffell	85
	Damien Poirier	87
	Wava Manfre	85
	Layla Romanows...	70



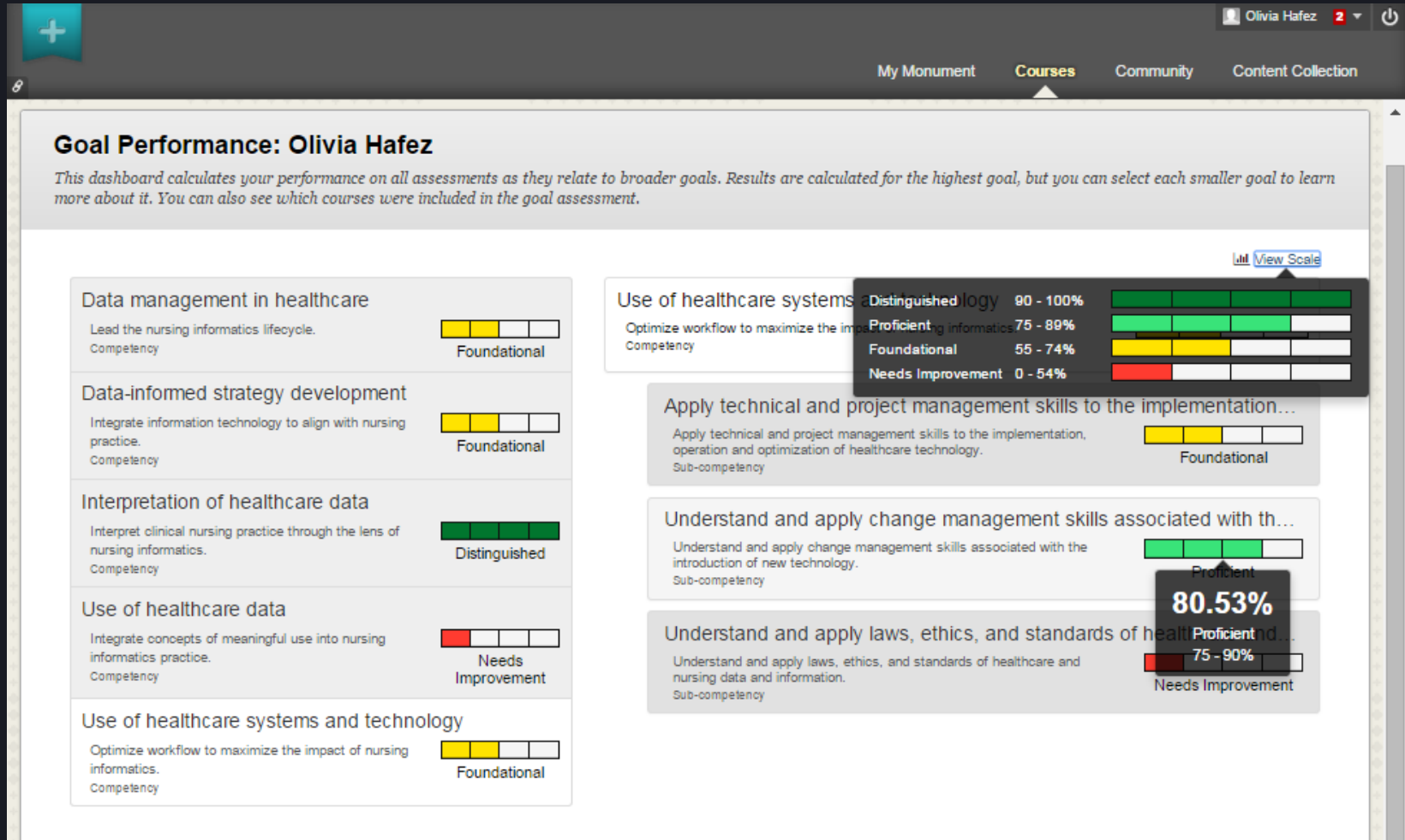
Grades approval, release
Optional read-only after post

*Grades
Exchange*



Competency based education

Q4 2015 release



What's Next for Learn 9.1?

Quality & maintenance: Cumulative Updates & Building Blocks

In development

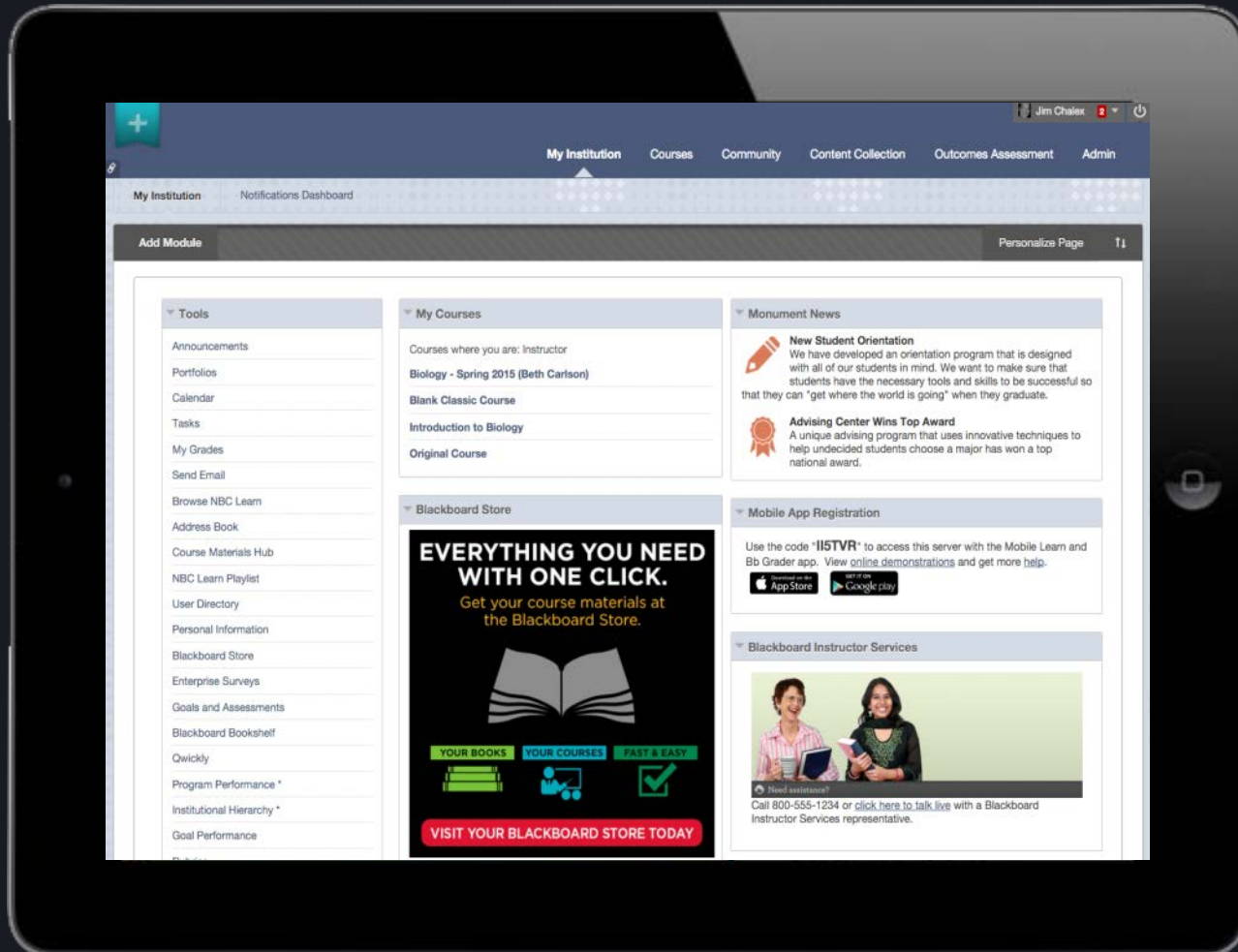
“Fix the dependency checking to properly identify cumulative updates and actually make it impossible to deploy things in the wrong order ever again.”

Technology
Support Staff
U.S. public university



Responsive design for Learn 9.1

In development



New theme for Learn 9.1

In development

New, modern system and course theme for Learn 9.1 (inspired by the Ultra experience)

Will work for all deployment types (Self-hosted, Managed Hosting, and SaaS)

The screenshot displays the new theme for Learn 9.1. On the left is a dark navigation sidebar with icons and a list of menu items: Introduction to Graphic Design, Home Page, Discussions, Information, Content, Groups, Tools, Help, Course Mgmt Control Panel, Content Collection, Course Tools, Evaluation, Grade Center (with sub-items: Needs Grading, Assignments, Tests), Users & Groups, Customization, Packages & Utilities, and Help. The main content area shows a course page titled "Grade Test: Roman History - Exam". The page includes a breadcrumb trail "Grade Center > Needs Grading > Grade Test: Roman History - Exam", a "Viewing 1 of 1 gradable items" indicator, and the test title "Harvey Dent" (Attempt 1 of 1). The "Test Information" section is expanded to show "Question 1: Essay" (0 out of 10 points) with the prompt "Compare and contrast two famous graphic designers, and offer a visualization of their work." Below the prompt is a "Given Answer" box containing text about the Roman Empire. A "Show Correct Answer" link is visible. The question editor shows a "Paragraph" format with rich text options (B, I, U, list, link, f(x)) and a text area for feedback. "Question 2: Multiple Choice" (10 out of 10 points) is partially visible at the bottom.

Workflow improvements & usability

In research

The screenshot displays a web interface for course management. At the top right, the user is identified as 'Jon Kolko-Instructor' with a notification badge showing '2'. The main navigation bar includes 'My Institution', 'Courses' (which is highlighted), 'Community', and 'Services'. Below this, there is a 'Quick Course Settings' dropdown menu. The main content area shows a large text prompt: 'It's time to add content... Use functions above to add it.' A 'Quick Course Settings' dialog box is open on the right side, containing the following sections:

- Course Preview**
 - View what students see
- Course Availability**
 - Course is available to students
 - Course is not available to students
- Edit Mode**
 - Changes can be made to this course
 - Changes cannot be made to this course
- Help Text**
 - Show me help text
 - Don't show me help text
- Course Color**
 - Change Course Color

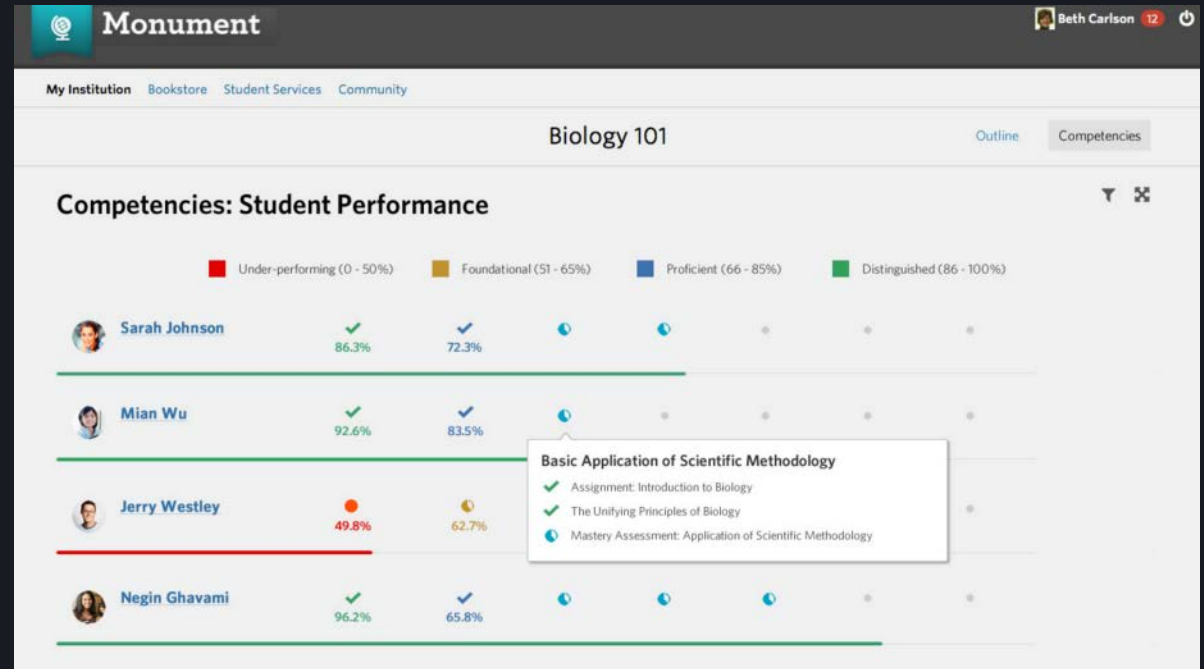
At the bottom of the dialog box are 'Cancel' and 'Submit' buttons.

More for competency-based education: Dashboards

In research

Enhanced course
dashboard

Improved program
dashboard



Blackboard Learn

Ultra Experience

Learn & the Ultra Experience

Why Ultra?

Modern

Blackboard

- John Champion
- Activity Stream 1
- Courses
- Organizations
- Calendar
- Messages
- Grades
- Tools
- Sign Out

Stream | Show All ▾

Important

Jan 21, 2016


Introduction to Biology

Overdue: Foundations of Biology Discussion (Graded) Dismiss

Due Date: 1/22/16, 9:01 AM









intro_bio_101

Introduction to Biology

 **Jim Chalex**
Instructor

Thu 2:00 PM - 3:00 PM
Tue 2:00 PM - 3:00 PM

Charles Hall - 544
Online Classroom

Details & Actions	Course Content
 Greg Ritter Instructor View everyone in your course.	 Course Syllabus, Policies, and Communication Visible to students You'll find general information about the course here.
 Course is open Students can access this course.	 Week 1: Chemicals of Life Visible to students
	 Week 2: Cell Structure and Functions Visible to students
	 Week 3: Life's Energy Supply Visible to students
	 Week 4: Genetics Visible to students
	 Week 5: Inheritance Visible to students

Learn & the Ultra Experience

Why Ultra?

Modern

Easy to use

Blackboard

- John Champion
- Activity Stream 1
- Courses
- Organizations
- Calendar
- Messages
- Grades
- Tools
- Sign Out

Stream

Show All ▾

Important

Jan 21, 2016

Introduction to Biology

Overdue: Foundations of Biology Discussion (Graded) Dismiss

Due Date: 1/22/16, 9:01 AM

Introduction to Biology

intro_bio_101

Jim Chalex
Instructor

Thu 2:00 PM - 3:00 PM
Tue 2:00 PM - 3:00 PM

Charles Hall - 544
Online Classroom

Details & Actions	Course Content
<p>Greg Ritter Instructor</p> <p>Roster View everyone in your course.</p> <p>Course is open Students can access this course.</p>	<p>Course Syllabus, Policies, and Communication Visible to students You'll find general information about the course here.</p> <p>Week 1: Chemicals of Life Visible to students</p> <p>Week 2: Cell Structure and Functions Visible to students</p> <p>Week 3: Life's Energy Supply Visible to students</p> <p>Week 4: Genetics Visible to students</p> <p>Week 5: Inheritance Visible to students</p>

Learn & the Ultra Experience

Why Ultra?

Modern

Easy to use

Responsive

PREVIEW
Blackboard

John Champion

Activity Stream 1

Courses

Organizations

Calendar

Messages

Grades

Tools

Sign Out

Stream | Show All ▾

Jan 21, 2016



Important

[Introduction to Biology](#)

Overdue: Foundations of Biology Discussion (Graded)

Due Date: 1/22/16, 9:01 AM

Dismiss

intro_bio_101

Introduction to Biology

Jim Chalex
Instructor

Thu 2:00 PM - 3:00 PM
Tue 2:00 PM - 3:00 PM

Charles Hall - 544
Online Classroom

Details & Actions	Course Content
Greg Ritter Instructor View everyone in your course.	Course Syllabus, Policies, and Communication Visible to students You'll find general information about the course here.
Course is open Students can access this course.	Week 1: Chemicals of Life Visible to students
	Week 2: Cell Structure and Functions Visible to students
	Week 3: Life's Energy Supply Visible to students
	Week 4: Genetics Visible to students
	Week 5: Inheritance Visible to students

Learn & the Ultra Experience

Why Ultra?

Modern

Easy to use

Responsive

Innovative

PREVIEW
Blackboard

John Champion

Activity Stream 1

Courses

Organizations

Calendar

Messages

Grades

Tools

Sign Out

Stream | Show All ▾

Jan 21, 2016



Important

[Introduction to Biology](#)

Overdue: Foundations of Biology Discussion (Graded)

Due Date: 1/22/16, 9:01 AM

Dismiss

intro_bio_101

Introduction to Biology

Jim Chalex
Instructor


Thu 2:00 PM - 3:00 PM
Tue 2:00 PM - 3:00 PM

Charles Hall - 544
Online Classroom

Details & Actions	Course Content
Greg Ritter Instructor View everyone in your course.	Course Syllabus, Policies, and Communication Visible to students You'll find general information about the course here.
Course is open Students can access this course.	Week 1: Chemicals of Life Visible to students
	Week 2: Cell Structure and Functions Visible to students
	Week 3: Life's Energy Supply Visible to students
	Week 4: Genetics Visible to students
	Week 5: Inheritance Visible to students



A range of different instructors with different needs



A range of different instructors with different needs



Getting Started

- Teaches mostly F2F classes
- Views the LMS as a way to provide students with access to information & materials



A range of different instructors with different needs



Getting Started

- Teaches mostly F2F classes
- Views the LMS as a way to provide students with access to information & materials



Middle of the Road

- Teaches a mix of F2F and blended classes
- Uses the LMS to share content and engage students



A range of different instructors with different needs



Getting Started

- Teaches mostly F2F classes
- Views the LMS as a way to provide students with access to information & materials



Middle of the Road

- Teaches a mix of F2F and blended classes
- Uses the LMS to share content and engage students



Power User

- Teaches all types of courses: F2F, blended, and fully online
- Must have the LMS for content distribution, engagement and assessment

A range of different instructors with different needs



Getting Started

- Teaches mostly F2F classes
- Views the LMS as a way to provide students with access to information & materials



Middle of the Road

- Teaches a mix of F2F and blended classes
- Uses the LMS to share content and engage students



Power User

- Teaches all types of courses: F2F, blended, and fully online
- Must have the LMS for content distribution, engagement and assessment

Institutions support a *wide range of instructors and comfort levels* as it pertains to technology, in particular the LMS. *No two courses and instructors are alike*, and there *shouldn't be a one size fits all structure* that instructors are forced into


Dual Course Mode: Two course types support different needs



Getting Started



Middle of the Road



Power User

Dual Course Mode: Two course types support different needs



Getting Started



Middle of the Road



Power User

Ultra Course
*Great for many instructors!
Essential workflows in a brand new, modern, fully responsive view*

at 2:03pm
Discuss: Invasive Species Visible to students

Mrs. Kane Gallagher
Jun 16, 2015 | 8:55 PM

An **invasive species** is a plant or animal that is not native to a specific location (an introduced species), and has a tendency to spread, which is believed to cause damage to the environment, human economy and/or human health. Share one example of an invasive species and describe its impact.

2 comments

Kelly Green
Jun 16, 2015 | 8:15 PM

The Black Rat
The black rat is most likely one of the first invasive species to ever be inadvertently distributed by humans. The species originated in tropical Asia, but is believed to have reached Europe by the first century A.D. before spreading across the world, hitching rides on European ships. Since then, the black rat has thrived in just about every region of the world, and has adapted exceptionally well to rural, urban, and suburban environments alike. Unfortunately, its success as a species, in combination with the success of numerous other species of rats, is believed to have caused the expense of dramatic population declines and even extinctions of countless birds, reptiles, and other small vertebrate species the world over.

1 reply

Parker Perkins
Jun 16, 2015 | 8:52 PM

That is amazing!

Lucy Montero
Jun 16, 2015 | 8:58 PM

Rats: Also known as the "Inka-minkata vira" and "The vira that ate the South," the *Rattus vira* is native to Japan, but was first brought to the United States in 1876 when it was featured at the Philadelphia Centennial Exposition as a hardy, fast-growing vine that could help inhibit soil erosion. What they failed to mention at the Exposition was just how fast they reseed when they said *Rattus* was "fast growing." Since its introduction, *Rattus* has been spreading across the U.S.

Dual Course Mode: Two course types support different needs



Getting Started

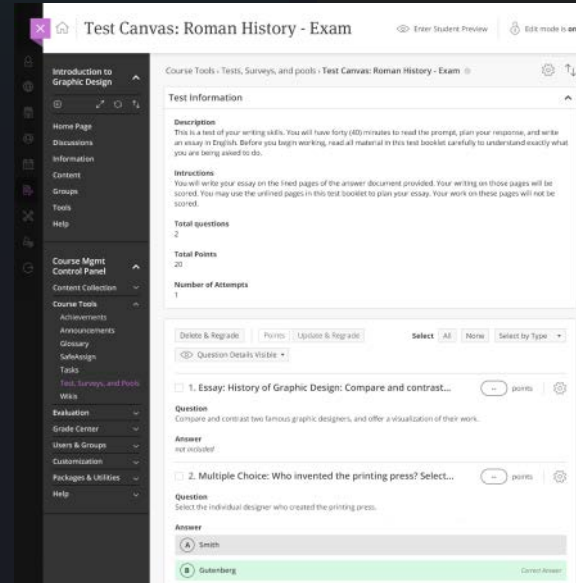
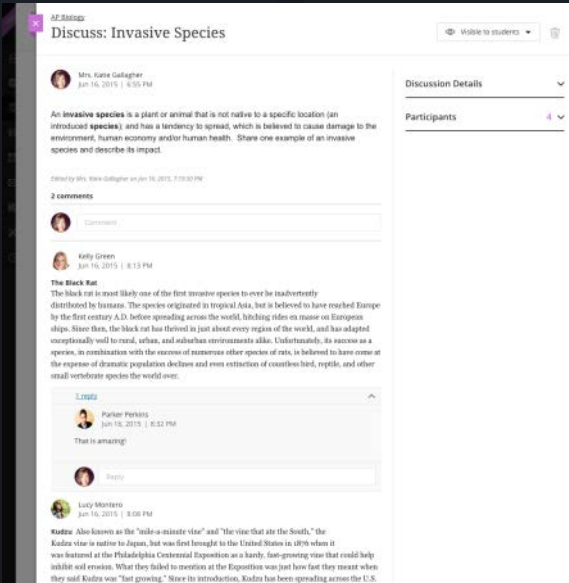


Middle of the Road



Power User

Ultra Course
Great for many instructors! Essential workflows in a brand new, modern, fully responsive view



Original Course
Great for long-time users, and those with more extensive course needs! You get all of the original workflows and capabilities

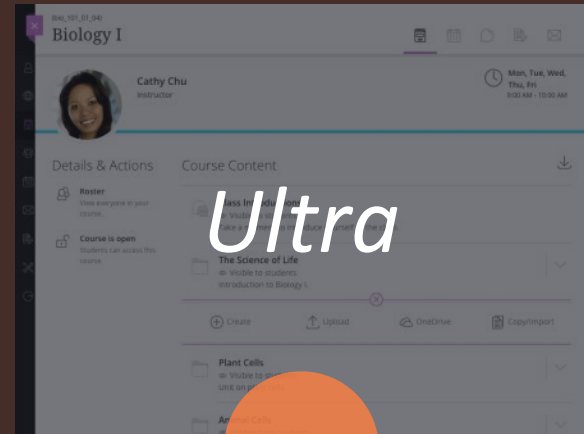
Institution/admins control who gets what course type

In development

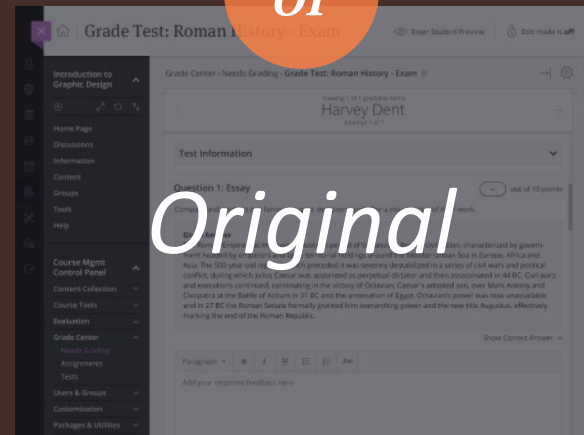
Specific instructors

Department(s) or program(s)

School(s) or Institution



or





Transition to the Ultra Experience

Two milestones

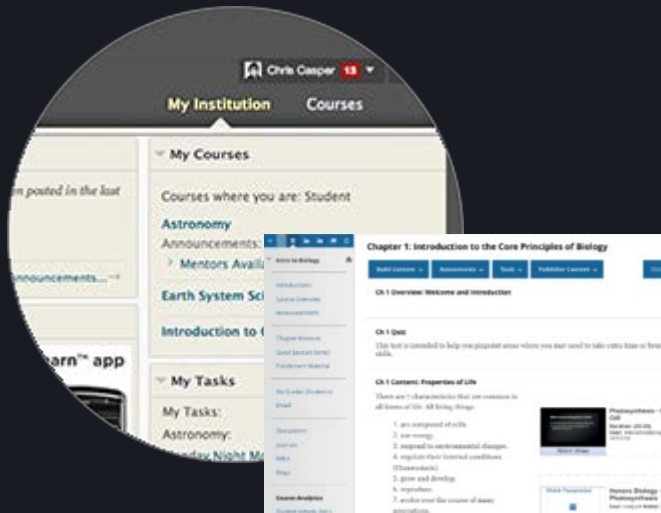
*1. Transition to SaaS deployment
with the Original experience*



Transition to the Ultra Experience

Two milestones

1. Transition to SaaS deployment
with the Original experience



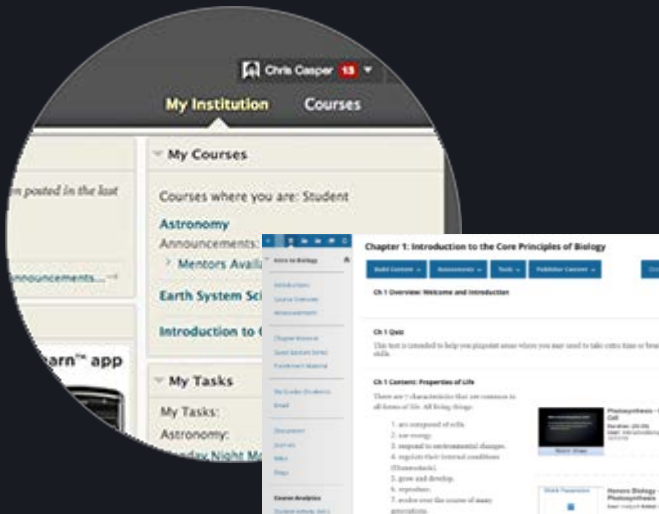
No change
to the user interface

Transition to the Ultra Experience

Two milestones

1. Transition to SaaS deployment
with the Original experience

2. Enable the Ultra experience



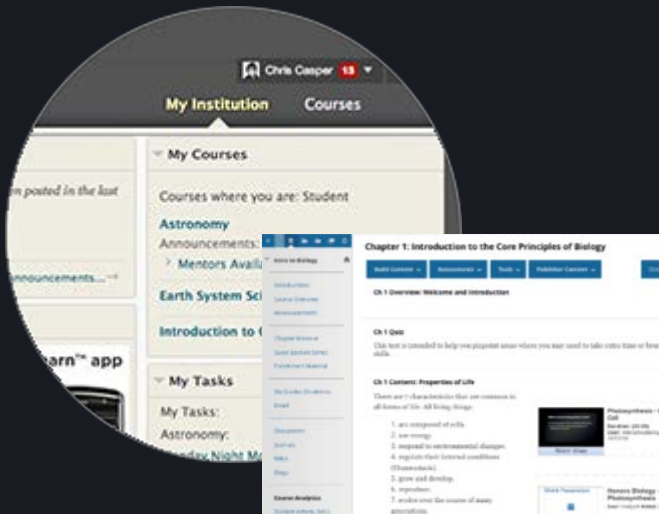
No change
to the user interface

Transition to the Ultra Experience

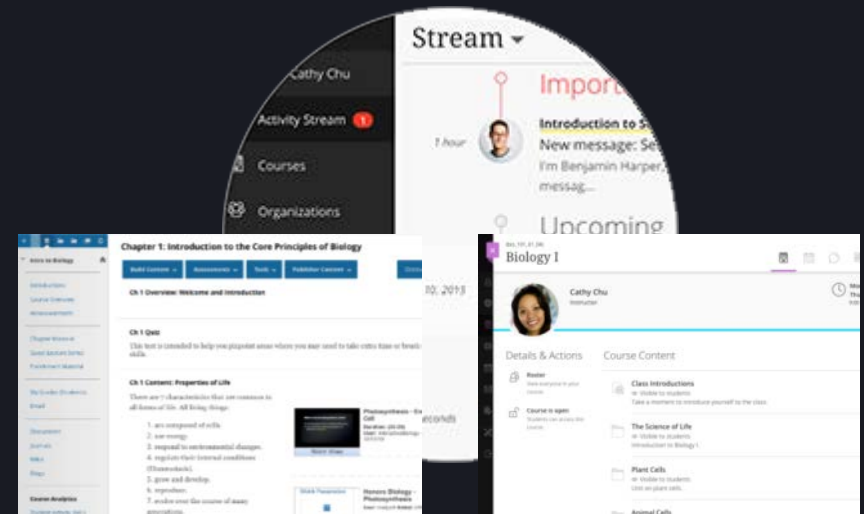
Two milestones

1. Transition to SaaS deployment with the Original experience

2. Enable the Ultra experience



No change to the user interface



New navigation, same Original Course View, and optional Ultra Course View



Blackboard Learn Ultra Experience quick summary

Available Now (Technical Preview)

- Announcements
- Notifications / Stream
- Roster
- Course Content
- OneDrive Integration
- Calendar
- Discussions
- Messages
- Assignments
- Grades
- Basic Profile
- Analytics & Action
- Course Copy & Diagnostics
- Export/Archive Course



Blackboard Learn

Ultra Experience: What's next

Assessment and communication (discussion grading)

In development

Blackboard

- Beth Carlson
- Activity Stream
- Courses
- Organizations
- Calendar
- Messages
- Grades
- Tools
- Admin
- Log Out

Biology 101

Lab Discussion

0 out of 7 graded

Corey Silva
4 Comments | 5 Replies

Susan Fontana
3/06/2014 | 7:30 AM

Added my notes on cellular biology and the basic building blocks of life. But I didn't make it to class on Monday and was wondering if any of you had the notes on the [Read More...](#)

[2 Previous Comments](#)

Corey Silva
3/08/2014 | 9:00pm

Added my notes on cellular biology and the basic building blocks of life. But I didn't make it to class on Monday and was wondering if any of you had the notes on the physical and chemical functions of tissues?

[1 Previous Comment](#)

Susan Gov
3/08/2014 | 9:00pm

Added my notes on cellular biology and the basic building blocks of life. But I didn't make it to class on Monday and was wondering if any of you had the notes on the [Read More...](#)

[5 Total Replies](#)

Corey Silva
3/08/2014 | 9:00pm

Just a reminder, absorption spectrum refers to spectroscopic techniques that measure the absorption of radiation, as a function of frequency or wavelength, due to its interaction with a sample. The sample absorbs energy, i.e., photons, from the radiating field.

Grades & Comments

Overall Score
Average weekly scores **B / 80%**

Weekly Participation

3/08/15 - Today
4 Comments | 5 Replies **15 / 20**

A new grading period will begin 3/22/15

Comments:
[Add Comment](#)

Assess student learning (tests)

In development

Life Sciences: ✕

Test: Unit1: The Science of Life

1 Which of the following levels of the hierarchy of life encompasses all of the others in the list? — / 10

- A Population
- B Cell
- C Ecosystem
- D Community

2 List five of the seven characteristics of life. — / 10

Provide your answer here...

3 Which of the following are present in both eukaryotic cells ONLY? — / 10

- A Ribosomes
- B Nucleus
- C Cytoplasm
- D DNA

0 of 5 questions answered

Cancel Submit


Test Details

Due Date: May 3, 2014 | 9:00 pm
2 Attempts
No Late Submissions

Instructions:
The most important thing to identify is the goal of the paper. A paper can be very well written and still miss the mark if the purpose of the assignment is not fully explained with a clear goal...

Grading and Feedback
Grade Using Letter Grades

Submissions:

 **1st Submission**
Test in Progress...

[Discuss with your teacher](#)

Conceptual mock-up subject to change without notice

Course organization (groups)

In development

New Assignment

Assignment

Question 1

You should read the following chapters in your book and then answer the following questions:

- What happens to trucks when they hit highway pavilions?
- How many chains does two chains actually own?
- Honeybadger or woodchuck vs. chuck nort?

Assign to Groups

Assignment Title

Student selected groups

Teacher selected groups

Group students by:

Random

Students per group:

- 5 +

Group 1

Both Carlson, Will Macavoy, Mackenz Mchale, Jim Harper, Maggie Jordan

Group 2

Don Keefer, Neal Smapat, Bethany Sabbith, Charlie Skinner, Gary Cooper

Group 3

Toss Westin, Kondra James, Herb Wilson, Martin Stallworth

Drag Students between groups!

Group 1

Group 2



Cancel Assign to Groups

Assessment and engagement (rubrics)

In development

Assignment Title Here

Submissions


  **Beth Carlson**
1 Submission

Assignment

You should read the following chapters in your book and then answer these questions:

- What happens to trucks when they hit highway pavilions?
- How many chains does two chains actually own?
- Honeybadger or woodchuck vs chuck norris?

Attached Files

 AttachedFileTitle.doc 5 Questionable Citations

On the Super Mario Wiki, we take most of our information directly from the Mario games, TV shows, movies, publications and the like. However, in some cases, we also take information from guide books and magazines, as well as official, fan-run and press websites reporting on unreleased games. In order to ensure that all information covered is official, and not speculation by fans, we need to cite our sources.

For the most part, you don't need to provide a reference for basic information taken directly from the games. This includes level layouts, gameplay mechanics, item and enemy descriptions, characters, the plot of the game, etc. However, if information is more obscure and its validity may be questioned, citing specific text found in the game (i.e. dialogue in an RPG), its manual or some other official guide book will help maintain the wiki's credibility. Similarly, controversial and/or complex topics benefit from having direct quotations, especially if any translation work or other analysis is performed. However, even backed up with solid references, excessive speculation should be avoided, with only the most straightforward and logical coverage of ambiguous or inconsistent information being permitted (see here for more info). For translations, the original writing should be provided along with a translation, and whenever possible, translations should be done by members of the wiki, rather than relying on third parties.

As well as games and their manuals, information may come from official websites, guide books and magazines, as well as third party print and internet sources, all of which must be cited when used. Rumours and misleading info is commonplace online, so showing readers that we are not fabricating our info and in turn, letting them evaluate the trustwor-

Assignment Title

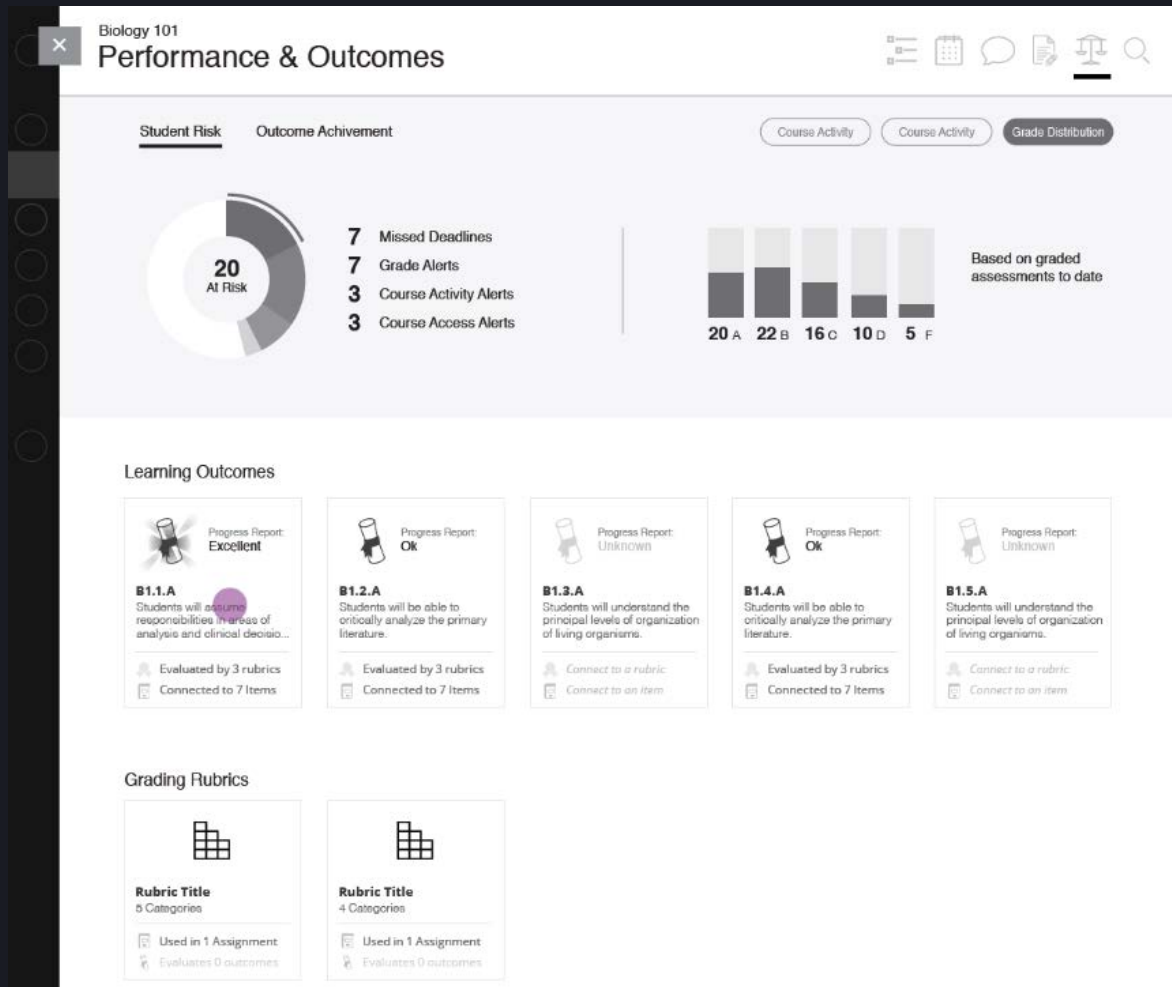
Rubric Title Here

Highest Possible Score: 40 points Grade --

Grammar	Select value
Excellent Demonstrates a mastery of grammar and punctuation in all instances.	24
Satisfactory Demonstrates a mastery of grammar and punctuation in all instances.	5
Unsatisfactory Demonstrates a mastery of grammar and punctuation in all instances.	0
Originality	Select value
Evidence	Select value

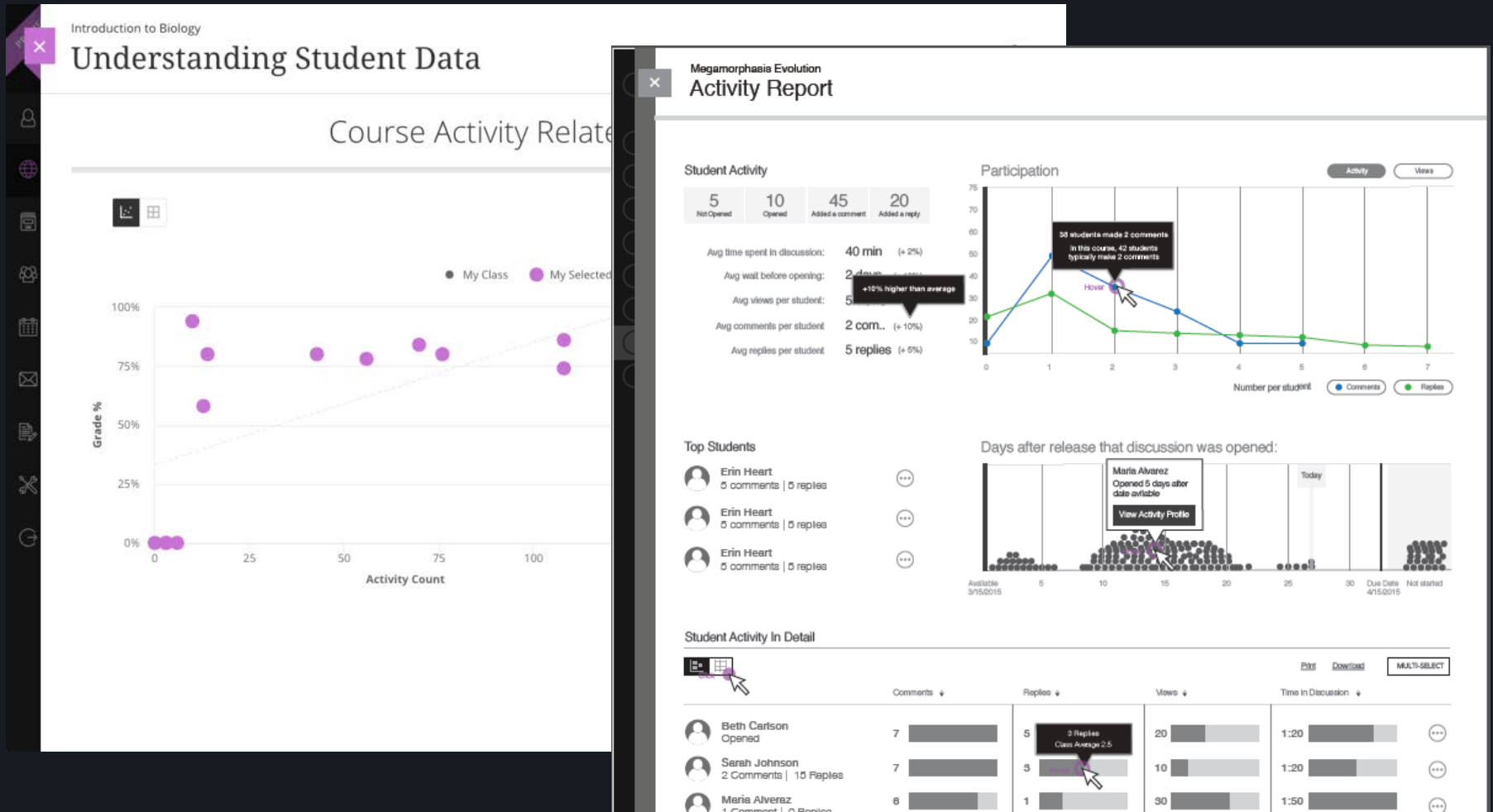
Retention and engagement (learning outcomes)

In research



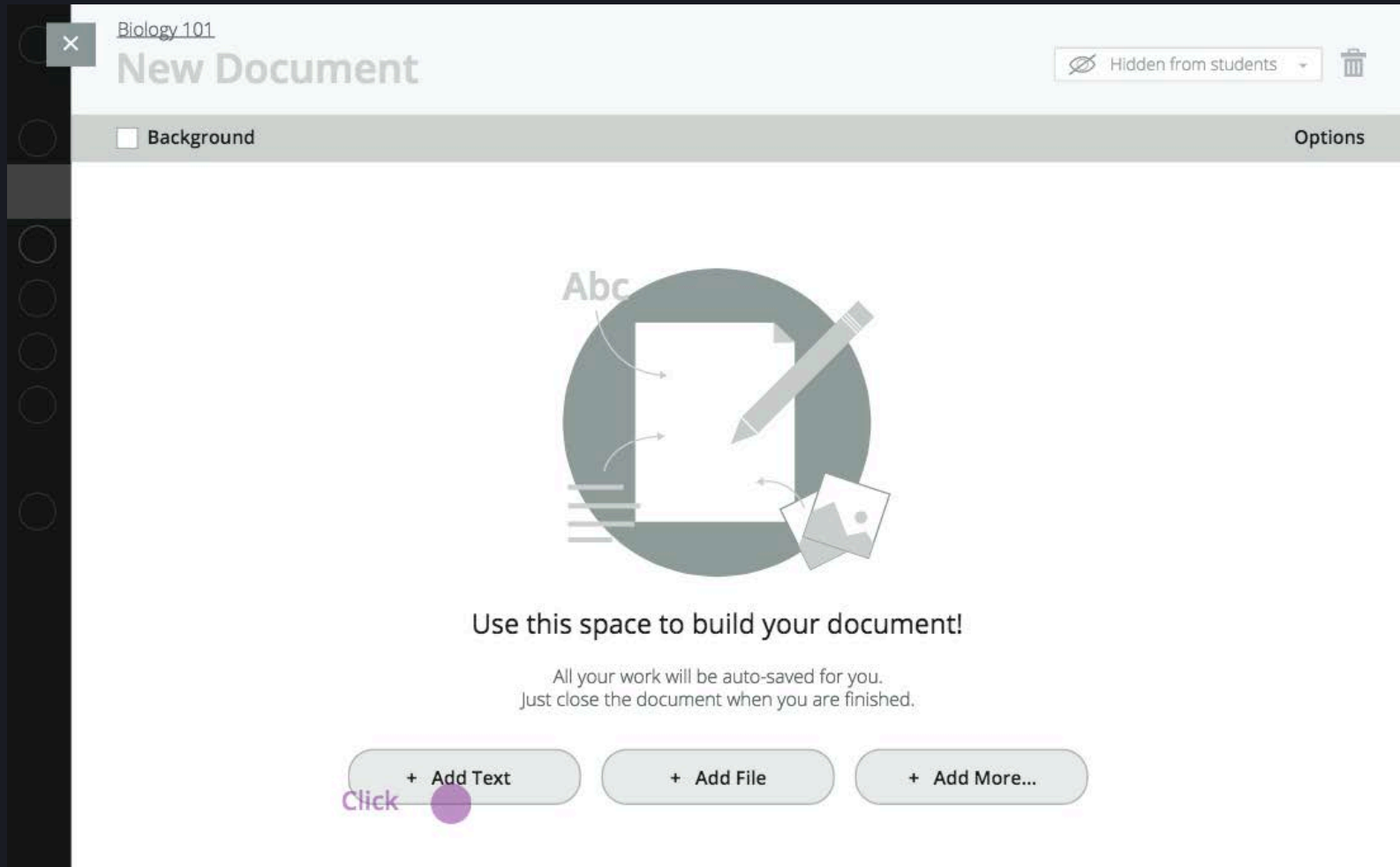
Learner risk & activity analytics

Available now & In development



Course design (rich pages & media)

In development



The screenshot shows a web interface for creating a new document. At the top left, there is a tab labeled 'Biology 101' with a close button (X). The main title is 'New Document'. On the top right, there is a dropdown menu set to 'Hidden from students' and a trash icon. Below the title bar, there is a 'Background' toggle (currently off) and an 'Options' link. The central area features a large circular icon containing a document, a pencil, and a photo, with the text 'Abc' and arrows pointing to the document. Below this icon, the text reads: 'Use this space to build your document!' followed by 'All your work will be auto-saved for you. Just close the document when you are finished.' At the bottom, there are three buttons: '+ Add Text', '+ Add File', and '+ Add More...'. A purple circle and the word 'Click' are overlaid on the '+ Add Text' button.

Integration framework (publishers, LTI, REST APIs)

In development

The screenshot shows a Blackboard interface for a WileyPlus Course titled "Fundamentals of Physics" by Halliday, 12th edition. The left sidebar contains navigation options: Beth Carlson, Activity Stream, Courses, Organizations, Calendar, Messages, Grades, Tools, Admin, and Log Out. The main content area features a book cover for "Fundamentals of Physics" with an "Add Book" button. Below the cover, the course title and author are listed, along with a description of the 10th edition's updates and a "Show more" link. On the right, there are links for "Your WileyPlus Account" and "Use WileyPlus Course". A navigation bar includes "Wiley Plus Course" (underlined), "Readings", "Assessments", "Activites", "Tutorials", and "Expand All". The "Wiley Plus Course" section is expanded to show "Chapter 1: Physics in Action" with 15 Readings, 4 Tutorials, 15 Activities, and 3 Assessments. A "Summary" section describes the 10th edition's updates. A list of items follows, each with a toggle icon: "Introduction" (closed), "The account" (open), "Steps in the recording process" (open), "The trial balance" (closed), and "Self-study questions" (open).

Blackboard x WileyPlus Course

Fundamentals of Physics

Fundamentals of Physics
Halliday | V2e

Your WileyPlus Account
[Use WileyPlus Course](#)

WilyPlus Course

The 10th edition of Hallidays FUNDamentals of Physics building upon previous issues by offering several new features and additions. Examples include a new print component will be revised to conform to the Version 5 design; chapter sections or... [Show more](#)

+ Add Book

Wiley Plus Course | Readings | Assessments | Activites | Tutorials | [Expand All](#)

+ Chapter 1: Physics in Action | 15 Readings | 4 Tutorials | 15 Activities | 3 Assessments

Summary

The 10th edition of Hallidays FUNDamentals of Physics building upon previous issues by offering several new features and additions. Examples include a new print component will be revised to conform to the Version 5 design; chapter sections. The 10th edition of Hallidays FUNDamentals of Physics building upon previous issues by offering several new features and additions. Examples include a new print component will be revised to conform to the Version 5 design; chapter sections.

- x Introduction
- + The account
- + Steps in the recording process
- x The trial balance
- + Self-study questions

Institution page (new tabs & modules)

In research

Blackboard

Viewing page as Admin [Change](#)

Monument Univer..

Beth Carlson

Activity Stream

Courses

Organizations

Calendar

Messages

Grades

Tools


Admin

Log Out

Monument University

?

🔍



Welcome class of 2020






It is a pleasure to share with you the global endeavors of Monument University. Here you will find a breadth of global education, scholarship, service and engagement.

[Read more](#)





Helpful Links

- [Make Online Payment](#)
- [Book Store](#)
- [Campus Library](#)
- [Campus Tutoring Program](#)
- [Campus Library](#)
- [See all](#)

Contact Information

 Sarah Roberts Academic Advisor	 Steve Parker Career Counselor	 Main Number (919) 555-2211
 Tech Support (919) 555-1689	 Financial Aid Office (919) 555-6839	

Campus Services

 Bursars Office	 Financial Aid Office	 Student Success	 Academic Advising
---	--	---	---

Helpful Resources

- [Campus Policies](#)

Worldwide use (locale & language selection)

In research

Admin

Language

	Default	Course Choice	User Choice	
Cymraeg (Cymru) cy_GB		<input checked="" type="checkbox"/>	<input type="checkbox"/>	...
Dansk (Danmark) cy_GB		<input checked="" type="checkbox"/>	<input type="checkbox"/>	...
Deutsch (Deutschland) cy_GB		<input checked="" type="checkbox"/>	<input checked="" type="checkbox"/>	...
English (UK) cy_GB		<input checked="" type="checkbox"/>	<input checked="" type="checkbox"/>	...
English (US) cy_GB	<input checked="" type="checkbox"/>	<input checked="" type="checkbox"/>	<input checked="" type="checkbox"/>	...
Español (Español) Updates Available!		<input checked="" type="checkbox"/>	<input checked="" type="checkbox"/>	...
Français (France) cy_GB		<input type="checkbox"/>	<input type="checkbox"/>	...
Italiano (Italia) cy_GB		<input checked="" type="checkbox"/>	<input checked="" type="checkbox"/>	...
K-12 English (US) cy_GB		<input type="checkbox"/>	<input type="checkbox"/>	...
Nederlands (Nederland) cy_GB		<input type="checkbox"/>	<input type="checkbox"/>	...
Svenska (Sverige) cy_GB		<input type="checkbox"/>	<input type="checkbox"/>	...
Türkçe (Türkiye) cy_G		<input type="checkbox"/>	<input type="checkbox"/>	...

Admin

Users

[Users](#)

[User Display Options](#)

[Institution Roles](#)

[System Roles](#)

[Course / Organization Roles](#)

Courses & Terms

[Courses](#)

[Terms](#)

[Institutional Hierarchy](#)

[Course Settings](#)

[Course Catalog](#)

Tools & Utilities

[Messages](#)

[Enterprise Surveys](#)

[Announcements](#)

[Notifications](#)

[Goals & Achievements](#)

Log Out

View Updates

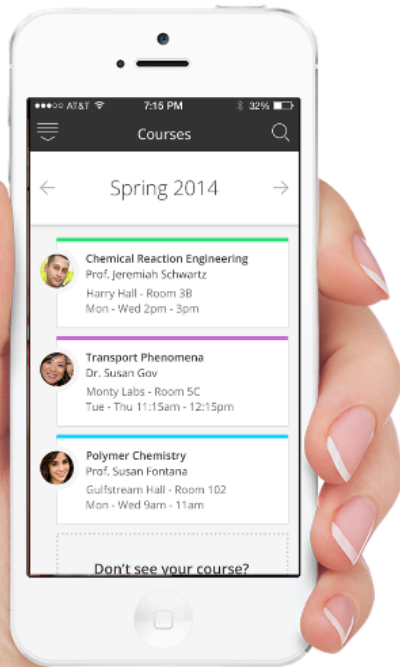
Educator preview

In development

Blackboard Learn
Educator Preview

Contact Sales

Sign In



You're invited to test drive Blackboard Learn with the Ultra experience.

We've fully rebuilt [our platform](#) based on user feedback. The result is New School—a *cleaner, simpler, more intuitive design* across our products. We've zeroed in to improve your most-used features and significantly reduced your clicks per task.

Register Now

Blackboard Learn Ultra Experience Roadmap

Selected highlights

Available Now (Technical Preview)

- Announcements
- Notifications / Stream
- Roster
- Course Content
- OneDrive Integration
- Calendar
- Discussions
- Messages
- Assignments
- Grades
- Basic Profile
- Analytics & Action
- Course Copy & Diagnostics
- Export/Archive Course

In Development

- Graded Discussions
- Tests
- Rubrics
- Group Management
- Rich Pages
- Integration Framework (Publishers, LTI, REST APIs)
- Learner Risk & Activity Analysis
- Educator Preview

In Research

- Institution Page
- Learning Outcomes
- Locale and Language Selection



Blackboard Collaborate

Blackboard Collaborate

Scalable, reliable foundation for world-class web conferencing



Designed for
education



Sleek, intuitive
interface/entirely
browser-based



Tools to support
fully inclusive
learning



*Blackboard
Collaborate*



Blackboard Collaborate Ultra Experience

Key benefits

Highest level of quality & innovation

Enhancements and maintenance more quickly with zero downtime

HD video & audio puts you right in the center

Built with award-winning WebRTC technology providing efficient, high-definition media delivery

A world-class, inclusive user experience encourages use

Delivering a modern user experience, focused on education, for users of all abilities

Supporting asynchronous learning models

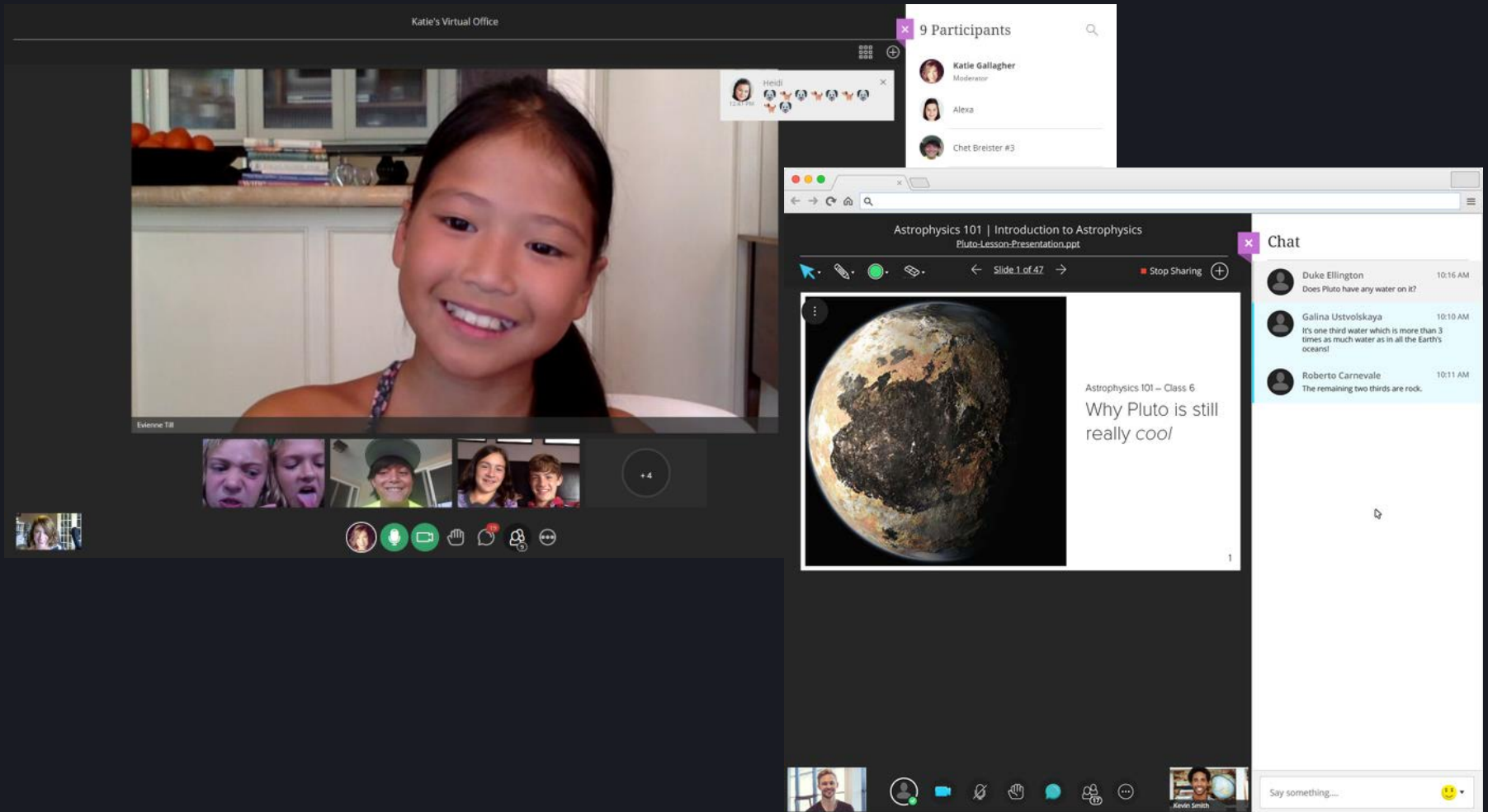
Native MP4 Recording and Playback

“Web-based” = get started immediately

No need for Java, plugins or downloading launchers

Collaborate: A delightful user experience

Supporting learners in 26 languages



Collaborate: Inclusive web-conferencing

Supporting the needs of diverse learners

Partnering with clients and accessibility experts to deliver web-conferencing experiences that conform to the highest levels of global accessibility standards and meet the needs of all users.



Collaborate: Current use cases



Office Hours
& Parent Teacher Conferences



Group Collaboration



Teaching & Learning



Professional Development

Collaborate: Current use cases

Features available now



High definition video & audio conference

Faster, sharper application sharing

Lecture style instruction/group collaboration (up to 100 participants)

Upload, share and annotate content (server based conversions)

Moderator controls support privacy

Group interaction (group chat, raise hand, Q&A)

One-on-One (advising, parent teacher conference, interviews, etc.)

Mobile friendly MP4 lesson recording & playback for flipped classes

Supports learners with disabilities – Screen readers and Live captioning

Chromebook access

Integrated phone conferencing dial-in for participants

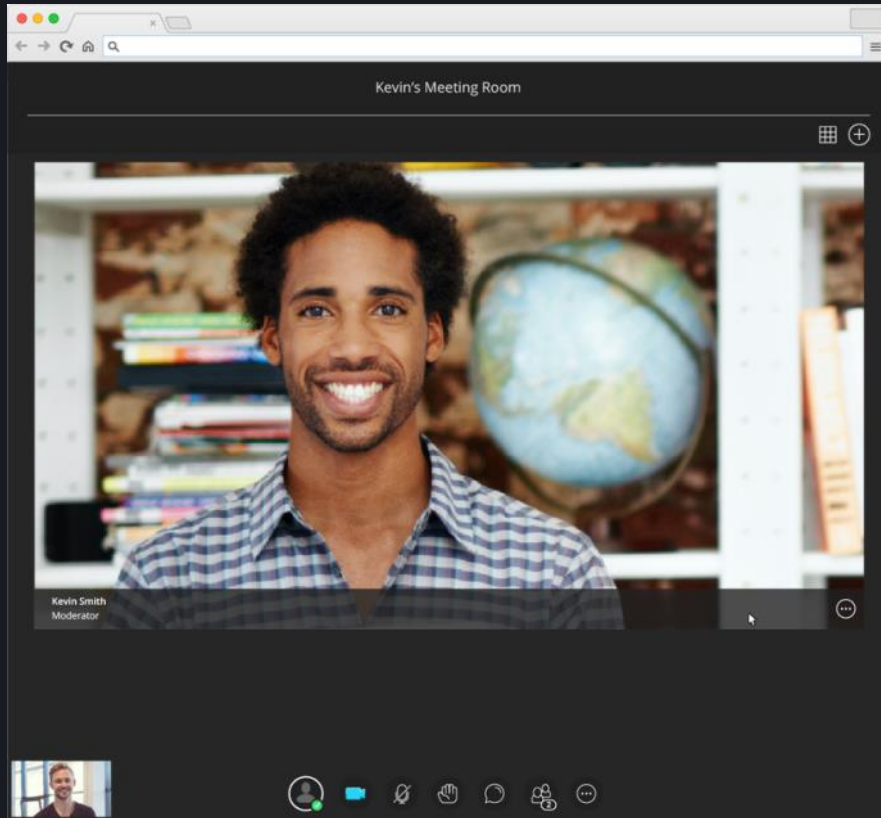
Collaborate: Connected and integrated workflows

Available now

Learn	Moodle	LTI
Set Ultra or Original experience by Course	Separate module, can configure Collab 12 and Ultra in same course	Flexible for any LTI compliant LMS
Course session View recordings	Schedule sessions View recordings	Adheres to LTI standards
Institution wide enablement option	Available to Moodle Community	Consistent with Collaborate user experiences

Collaborate: One-to-one and group discussion

Available now



Collaborate Ultra Experience: Phone conference


Available now

The screenshot displays a Zoom meeting window. At the top, the browser address bar shows navigation icons and a search field. The meeting title is "Astrophysics 101 | Class One: Introduction to Astrophysics". The main video feed shows a man, Kerry Smith, smiling in front of a bookshelf and a globe. Below the main feed are three smaller video thumbnails for Laura Evans, Juli, and car Douglas, along with a "+14" button. A notification box with a lightbulb icon says "To stop using your phone audio simply hangup." The right sidebar is open to "My Settings" for the user Duke Ellington, who is currently "Present". The settings include "Audio & Video Settings" with a sub-option "Set up your camera and microphone", "Use phone for audio, dial in 555-123-4567 PIN: 890155", volume sliders for "Speaker Volume" and "Microphone Volume", "Display closed captions (when available)", and "Notification Settings". At the bottom of the sidebar is a "Give us feedback" link and a help icon.

Collaborate: Live captions and accessibility standards

Available now

Astrophysics 101 | Introduction to Astrophysics




Stan Phillips

Carl Marrelli

AA Small ▾

The temperature on Pluto ranges from 33 to 55 Kelvin
This is a range of -400 to -360 degrees Fahrenheit
with an average surface temperature of 44 Kelvin



Collaborate: Flip the lesson or review w/ MP4 recording

Available now

The screenshot shows a Zoom meeting window. At the top, the title bar reads "Astrophysics 101 | Introduction to Astrophysics" and "Pluto-Lesson-Presentation.ppt". Below the title bar is a toolbar with navigation arrows, a "Slide 1 of 47" indicator, and a "Stop Sharing" button. The main content area displays a presentation slide. On the left side of the slide is a large image of Pluto, showing its dark and light regions. On the right side, the text reads "Astrophysics 101 – Class 6" followed by "Why Pluto is still really *cool*". A small number "1" is in the bottom right corner of the slide. A notification box in the top right of the slide area says "Session is being recorded." with a close button. At the bottom of the Zoom window, there is a toolbar with icons for mute, video, chat, and other controls. Two video thumbnails are visible: one on the left and one on the right labeled "Kevin Smith". A "Start Recording" button is also visible in the bottom right area of the meeting interface.

Bb Student: Mobile collaboration

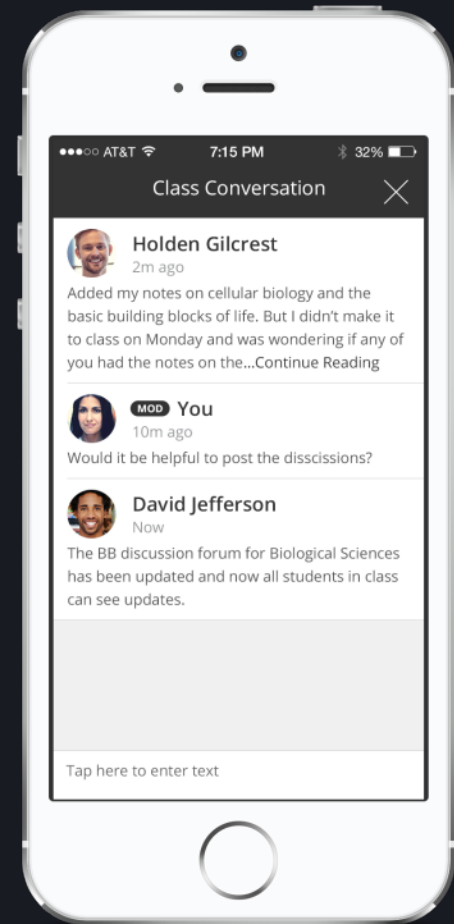
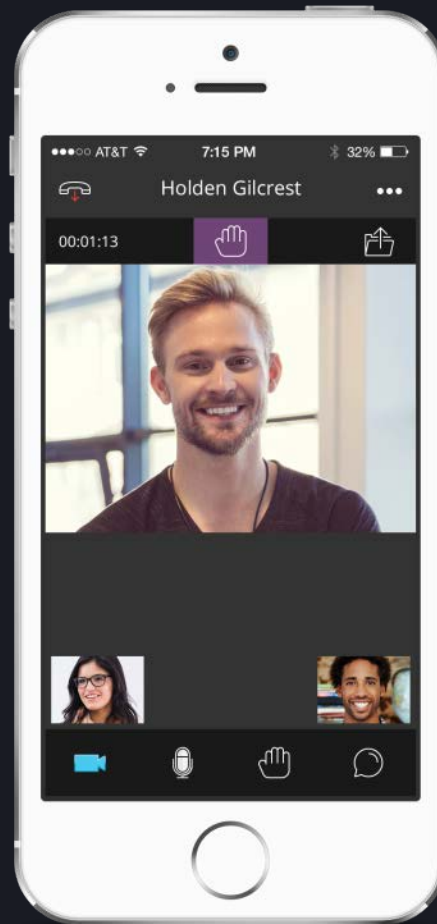
Available now

Students collaborate on the go with high quality audio and video and visuals

Collaborate experience integrated directly into Bb Student on Android and iOS

Collaborating in Bb Student does not require Blackboard Learn

Supports 22 languages

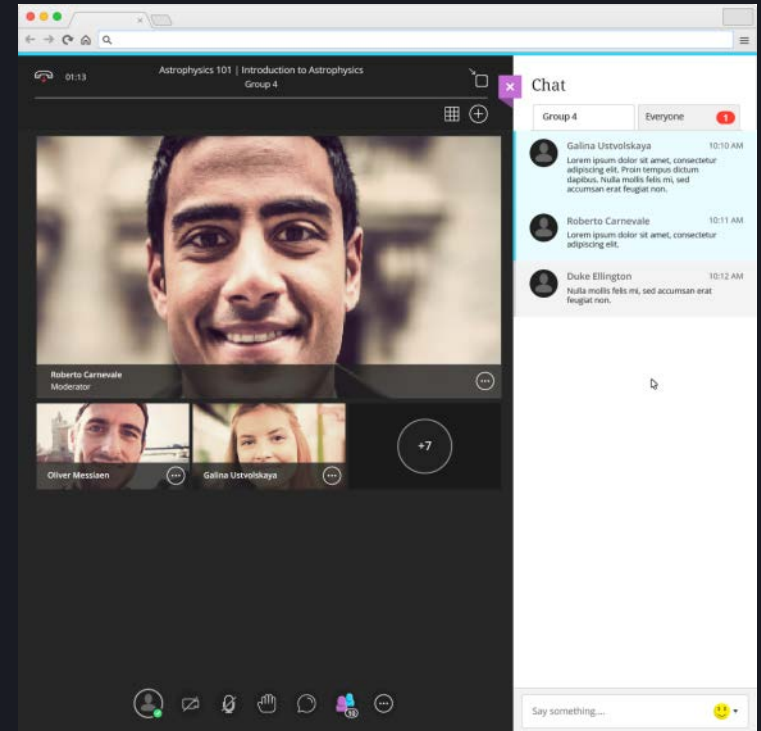
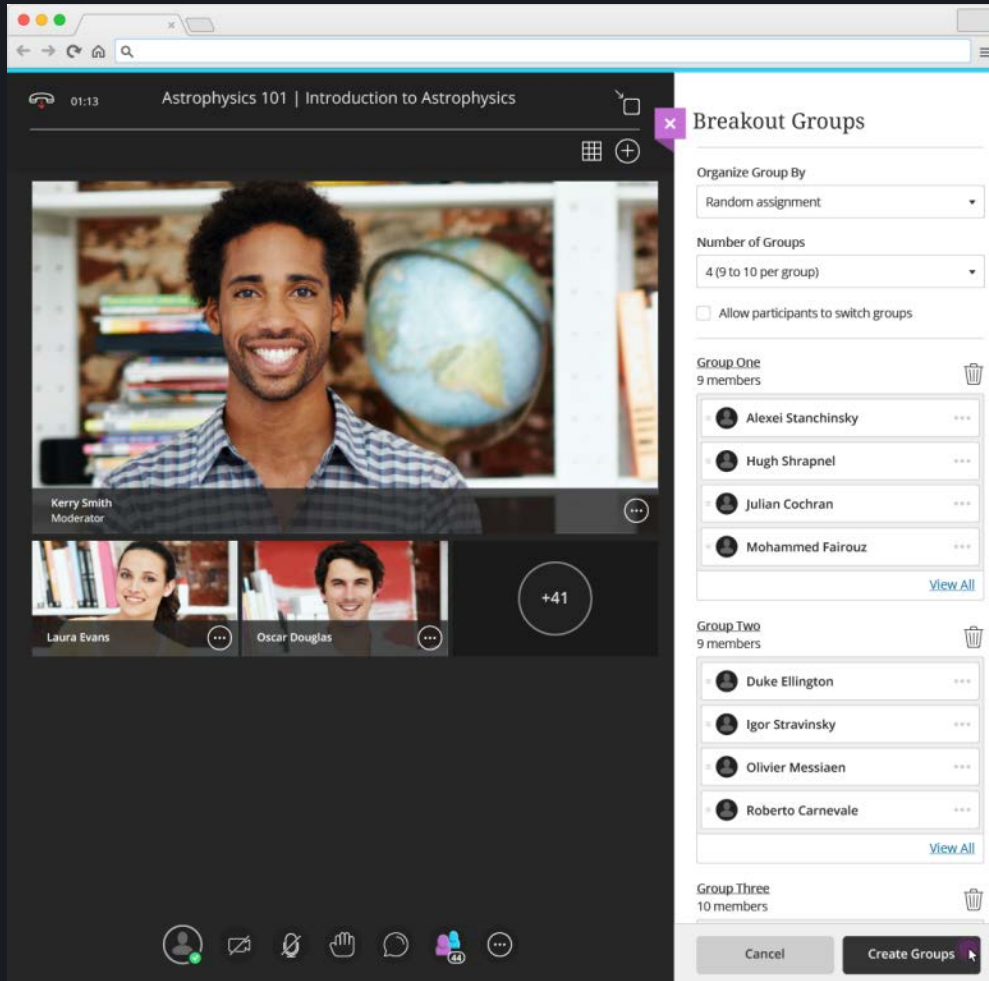


Blackboard Collaborate

Ultra Experience: What's next

Collaborate: Breakout group learning

In development



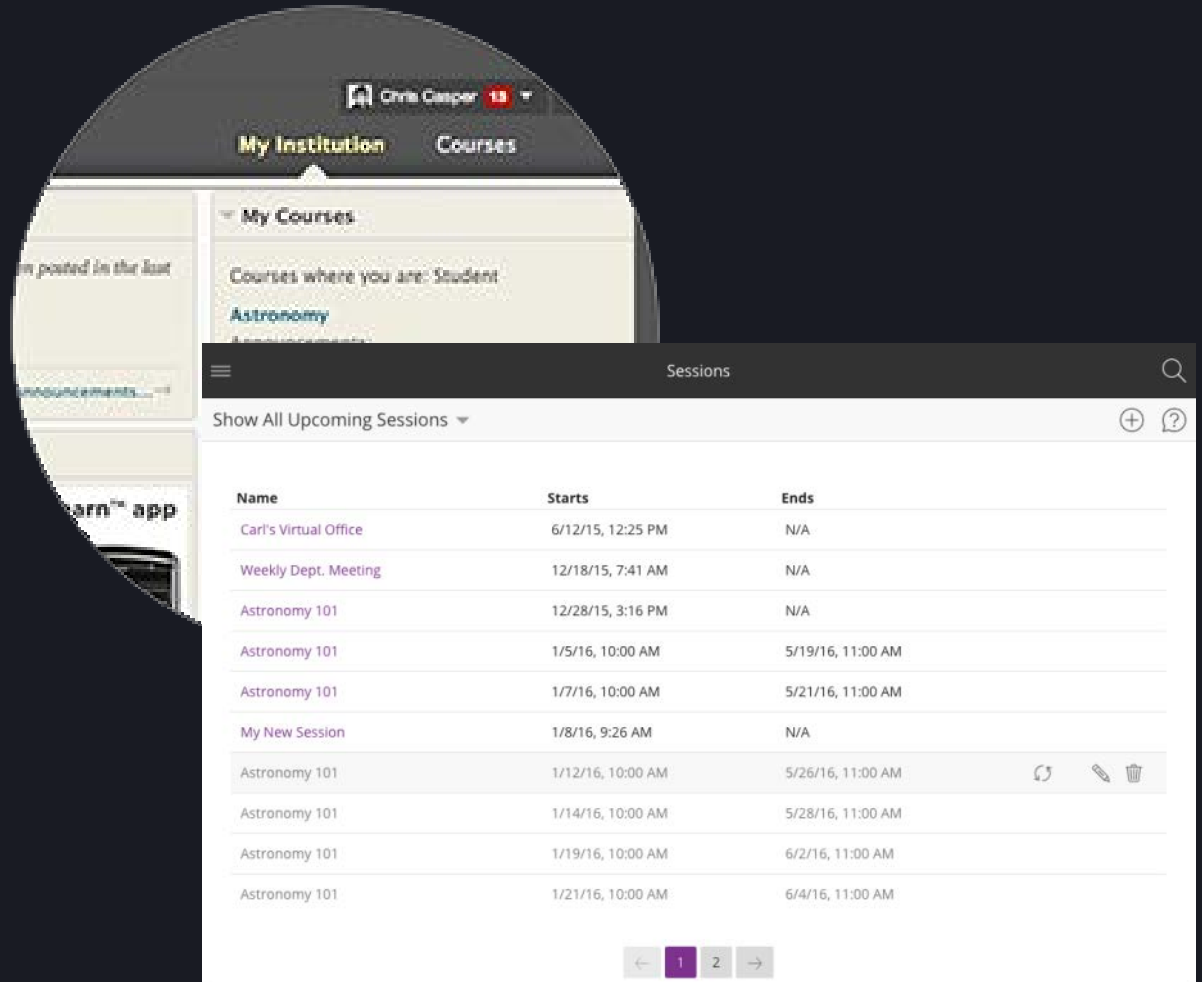
Collaborate: Redesigned Learn 9.1 integration

In development

New Collaborate Building Block UI integrated in Learn courses for creating sessions and viewing recordings

Support for downloading recordings and telephony session settings

Supports using Collaborate Ultra and Original experience in same course



Collaborate: Leveraging the power of Learn 9.1

In research

Course room
and personal virtual office

Learn gradebook
integration for Collaborate
attendance

Assign Collaborate
breakout groups
automatically using course
group assignments

Display scheduled
Collaborate sessions
in the course calendar



Collaborate: Real-time comprehension w/ polling

In research

The screenshot displays a Zoom meeting interface. The top bar shows the time as 01:13 and the meeting title as "Astrophysics 101 | Introduction to Astrophysics". Below the title, the file name "Pluto-Lesson-Presentation.ppt" is visible. The main content area shows a slide with a large image of Pluto on the left and text on the right that reads "Class 6 Why Pluto is still really cool". A toolbar at the top of the slide area includes navigation arrows, a "Slide 1 of 47" indicator, and a "Stop Sharing" button. On the right side of the screen, a "Shared Poll" widget is open, titled "Star Temperature Quest...". The poll question is "Suppose you go outside and look at three stars. One star is blue, another is white, and another red. Which star is the hottest?". Below the question, there is a "CORRECT" field set to "One" and a list of four choices: "Blue", "White", "Red", and "They are all the same temperature". The "Blue" option is selected. At the bottom of the screen, the Zoom control bar shows icons for video, chat, mute, hand, and a user profile for "Amanda Langford". Two buttons, "Save & Exit" and "Start Poll", are located at the bottom right of the poll widget.

Collaborate: Real-time comprehension w/ polling

In research

Astrophysics 101 | Introduction to Astrophysics
Pluto-Lesson-Presentation.ppt

Star Temperature Poll

Question
Suppose you go outside and look at three stars. One star is blue, another is white, and another red. Which star is the hottest?

- A Blue
- B White
- C Red
- D They are all the same temperature

Submit

01:13

Navigation icons: back, forward, search, refresh, share, mute, video, chat, help, settings.

Participant: Laura Evans

Student responds

Astrophysics 101 | Introduction to Astrophysics

Star Temperature Poll

Stop Sharing

Question
Suppose you go outside and look at three stars. One star is blue, another is white, and another red. Which star is the hottest?

<input checked="" type="radio"/> A Blue	Correct: 65%
<input type="radio"/> B White	20%
<input type="radio"/> C Red	15%
<input type="radio"/> D They are all the same temperature	0%

01:13

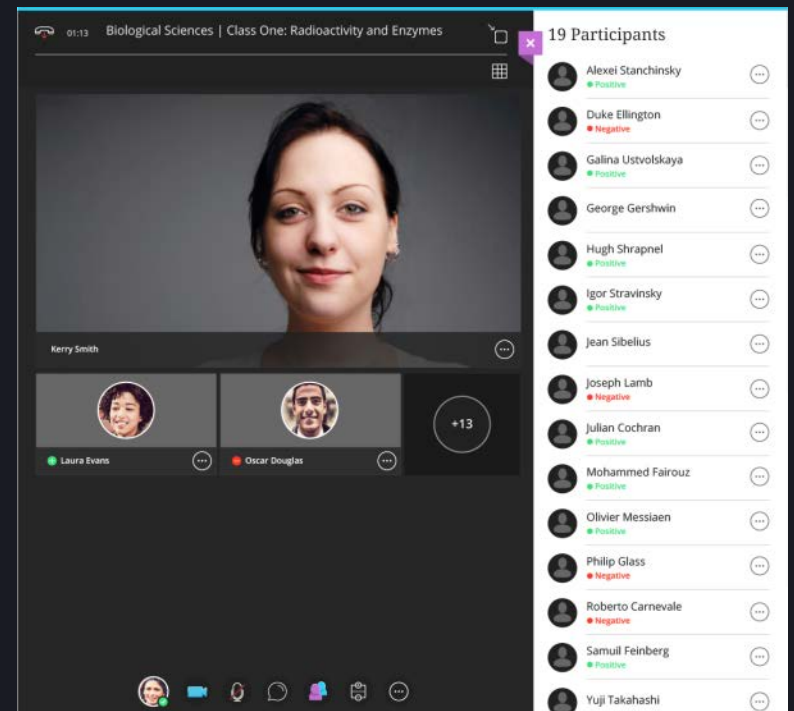
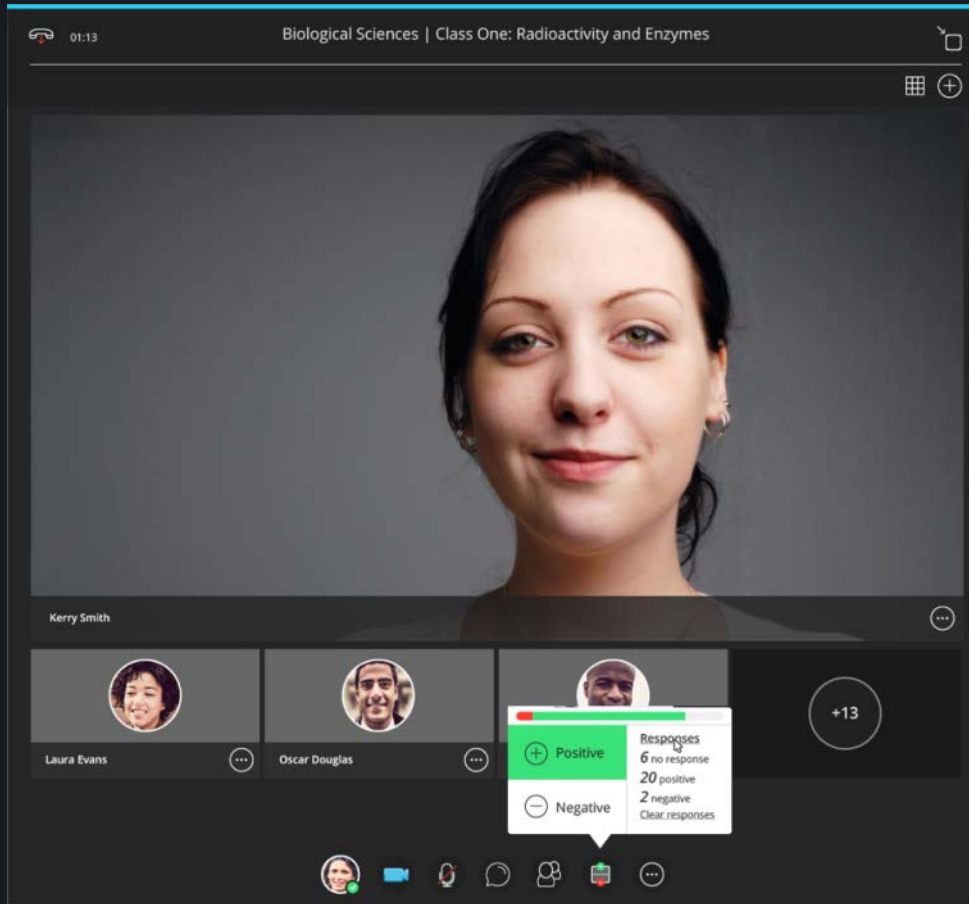
Navigation icons: back, forward, search, refresh, share, mute, video, chat, help, settings.

Participant: Amanda Langford

Moderator views results

Collaborate: Get live feedback from class

In research



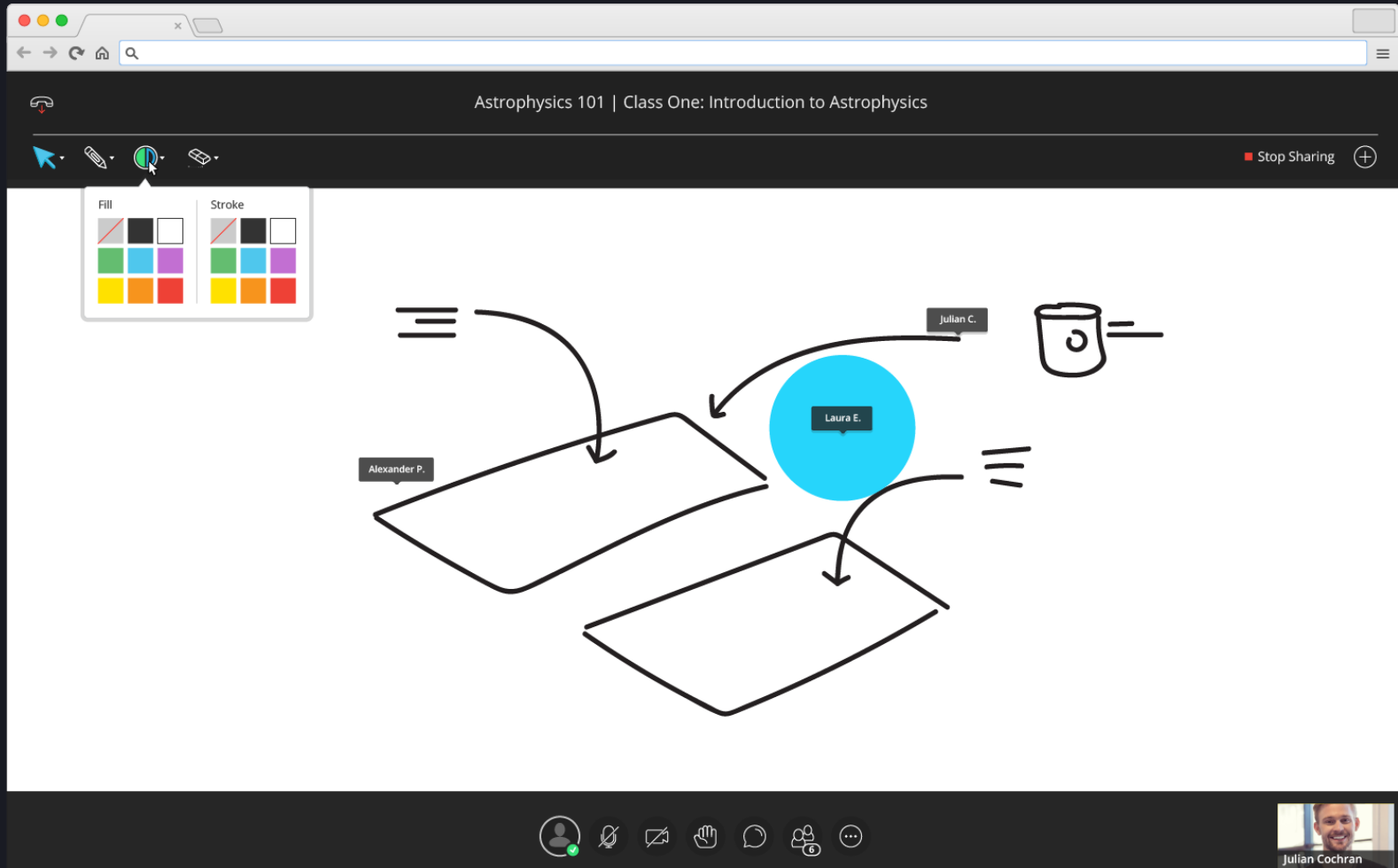
Collaborate: Support the hearing impaired with sign language interpreter

In research

The image displays a Zoom meeting interface with two overlapping windows. The top window shows a meeting titled "Astrophysics 101 | Class One: Introduction to Astrophysics" with a duration of 01:13. It features a video feed of Rachael Warren, identified as an ASL Interpreter, and a chat window with three messages from Duke Ellington, Gallina Ustvolskaya, and Roberto Carnevale. The bottom window shows a presentation slide titled "Astrophysics 101 | Introduction to Astrophysics" with the subtitle "Pluto Lesson Presentation.ppt". The slide content includes "Slide 1 of 42", "Class 6", and the text "Why Pluto is still really cool" next to an image of Pluto. A caption box at the bottom of the slide repeats the text from the top window. The Zoom interface includes a participant list with icons for Laura Evans, Oscar Douglas, and Kerry Smith (Moderator), and a bottom toolbar with icons for mute, video, chat, and other controls.

Collaborate: Enhanced collaborative whiteboard

In research



Blackboard Collaborate

Ultra Experience roadmap

Available now

- High quality audio, video, and app sharing
- Room and Moderator Chat
- Annotate whiteboard and slide content
- Integrated Telephony
- Integration with Learn, Moodle, LTI, APIs
- Closed Captioning & WCAG 2.0 AA Support
- MP4 Recordings
- Mobile experience with Bb Student app
- Internationalized scheduling UI
- Up to 100 participants
- Experience Indicators

In beta

- Firefox WebRTC Support

In development

- Persistent and pre-loaded content
- Breakout Groups
- Deeper integration with Learn 9.1
- Integration with Learn Ultra Experience
- Instructor mobile experience with Bb Instructor app
- Up to 250 participants

In research

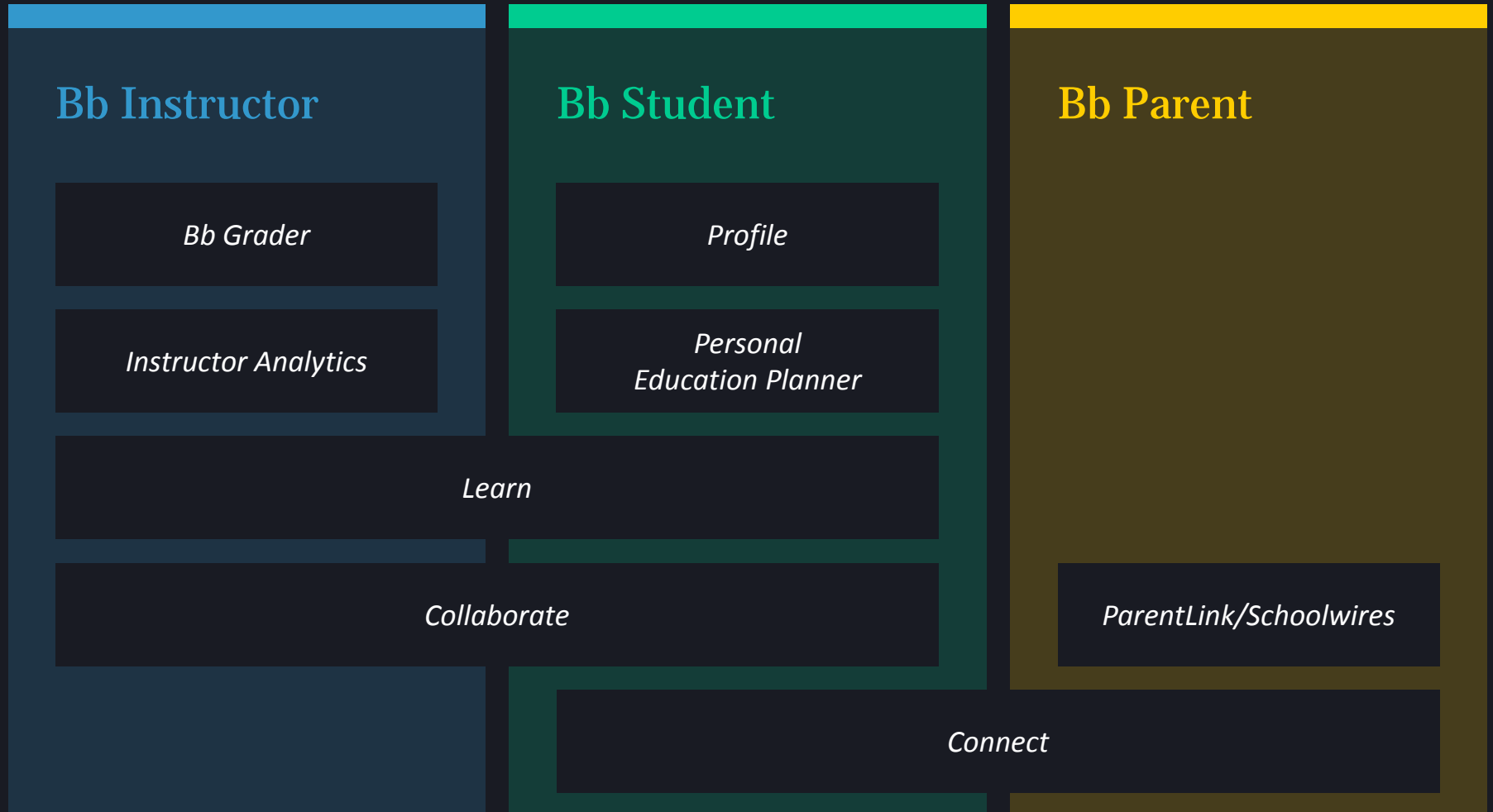
- Polling
- Advanced Collaborative Whiteboard
- Live Feedback
- Display Videos as Content
- Private Chat
- Sign Language Interpreter
- Native Session Recording / Playback
- Basic Edit Recordings
- Up to 1,000 participants



Blackboard Mobile Apps

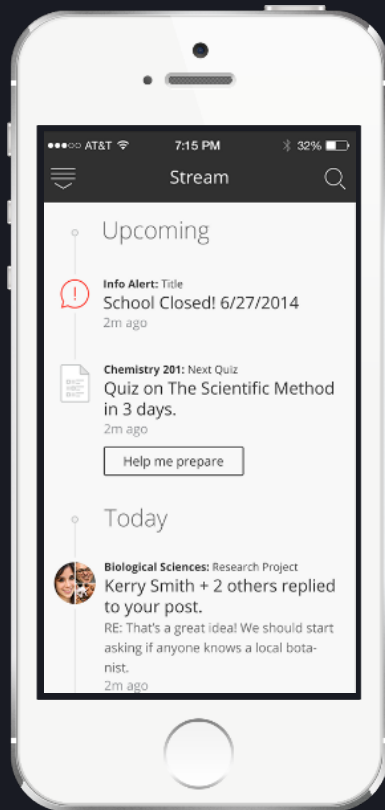


One app based on who you are

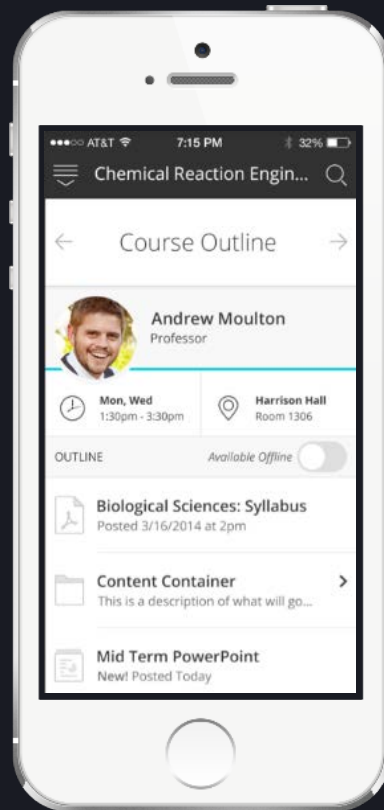


Bb Student

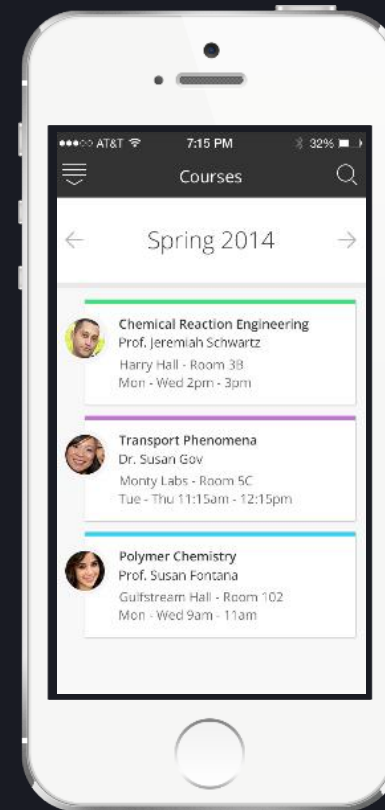
Available now



Activity Stream



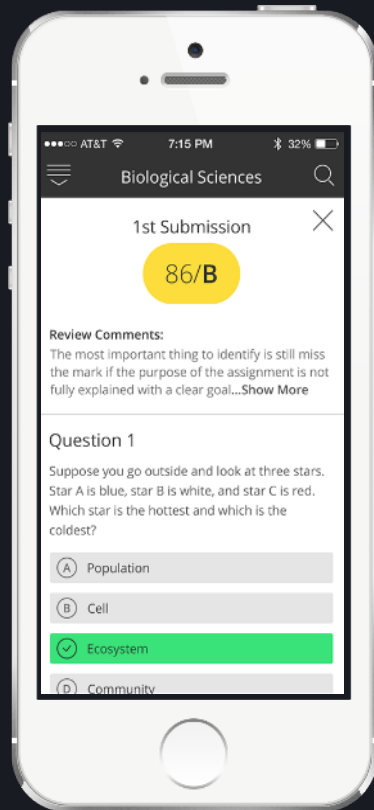
Course Outline



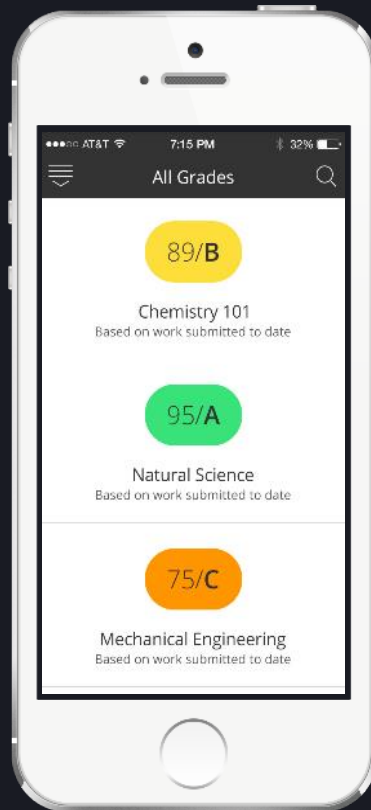
Course Timeline

Connected workflows

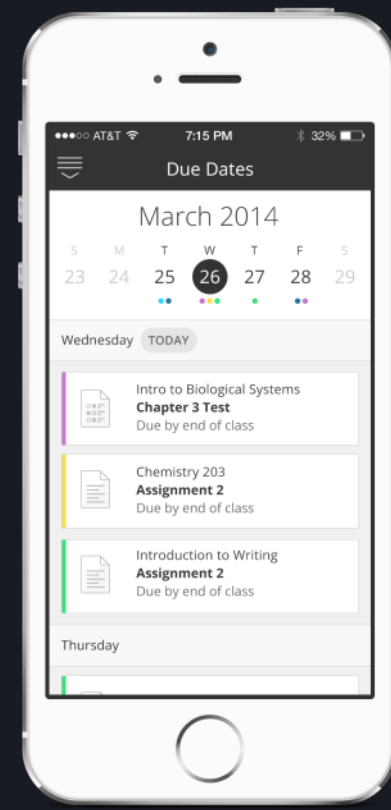
Available now



Assignments
& Tests

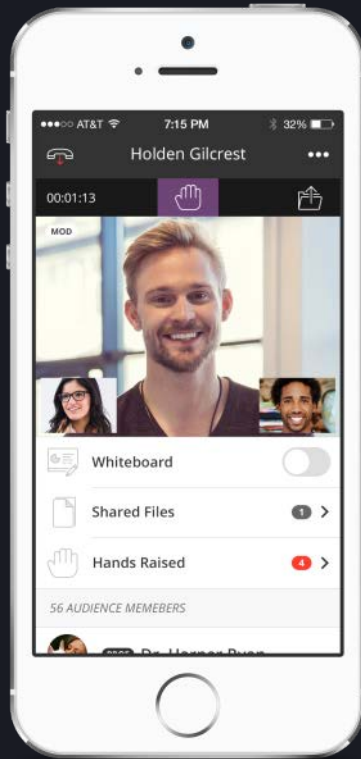


Grades

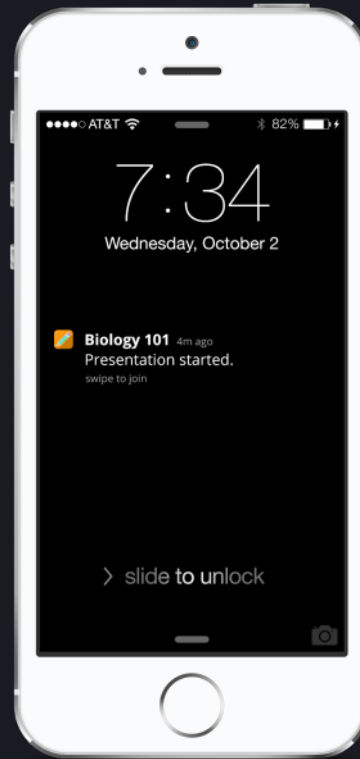


Due Dates

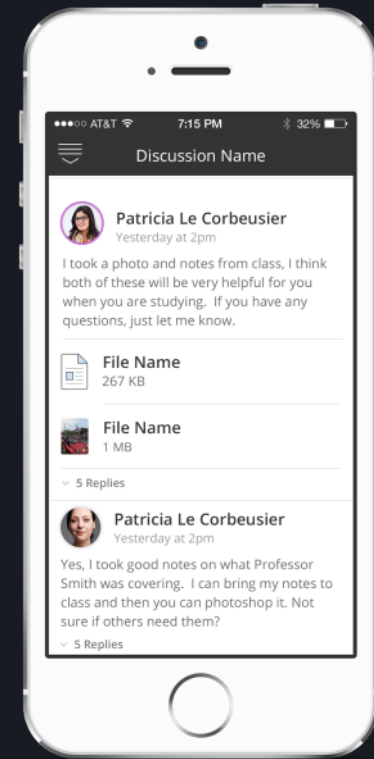
Communication tools



Collaborate
Ultra experience



Push Notifications
(coming in 2016)



Discussions
(coming in 2016)



Bb Student App

Key benefits

Learner-focused, one app

Designed specifically for learners to help them react quickly to their changing course needs, while learning to plan for the future. Brings together multiple capabilities in to a single cohesive app (learn, collab, profile, etc.).

World-class user experience

Delivers a simple, modern user experience, focused on quick task completion, and predictable and delightful interactions.

Consistent blackboard story

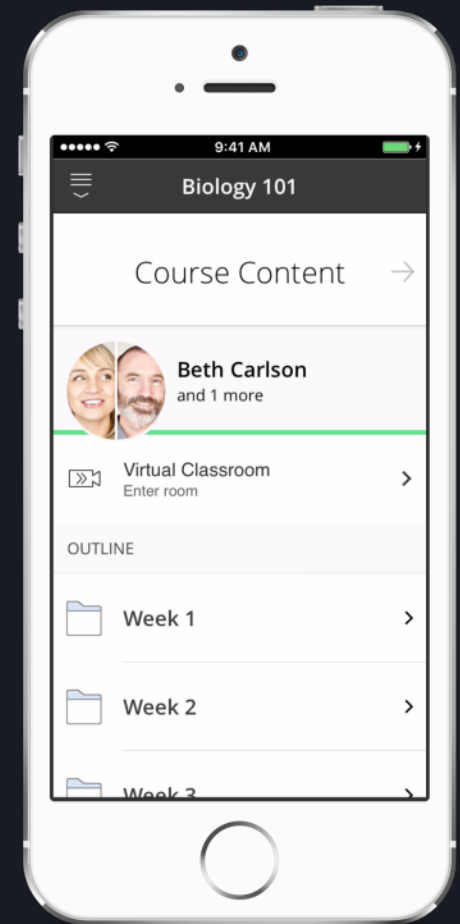
Debuts an experience language that will be consistent throughout all Blackboard products, giving users a sense of familiarity and helping them transfer their experiential knowledge from one system to another.

Authentically mobile

Leverages the mobile device's access to camera, push notification, and more to provide rich, contextual features that move beyond the desktop and live with the learner on the go.

Bb Student

- Available now:
 - 85 Markets – North America/ LAC / Europe/ APAC
 - 22 Supported Languages
 - iOS / Android / Windows Phone & Tablet
 - Supports Learn 9.1 (SH/MH), Learn SaaS, Learn SaaS w/ Ultra Experience
- Requirements*:
 - Learn 9.1 SP14+ or Learn SaaS
 - Latest Mobile B2
 - Mobile License or Solution w/ Mobile



Bb Student ratings/feedback



“Just downloaded this app five minutes ago and I am IMPRESSED. I have hated the web page because of previous college struggles with it years ago. Now that it is primarily used for my program, this helps immensely and is good looking and simple. THANK YOU”

– A. Oppermann (Robert Morris University)

“I was a frequent user of the old backboard app, but this one is just so much better. I love the stream screen which is new with this app. It's just a lot easier to see updates from teachers, as well as checking the grades for your classes. Looks like this will be my new favorite app for school! The best part is the updated just keep making it better and better.”

– Lukeyybru

“Awesome app! I love the simplicity and the available features! Keep up the good work! 😊”

– M Belshady (University of Houston)

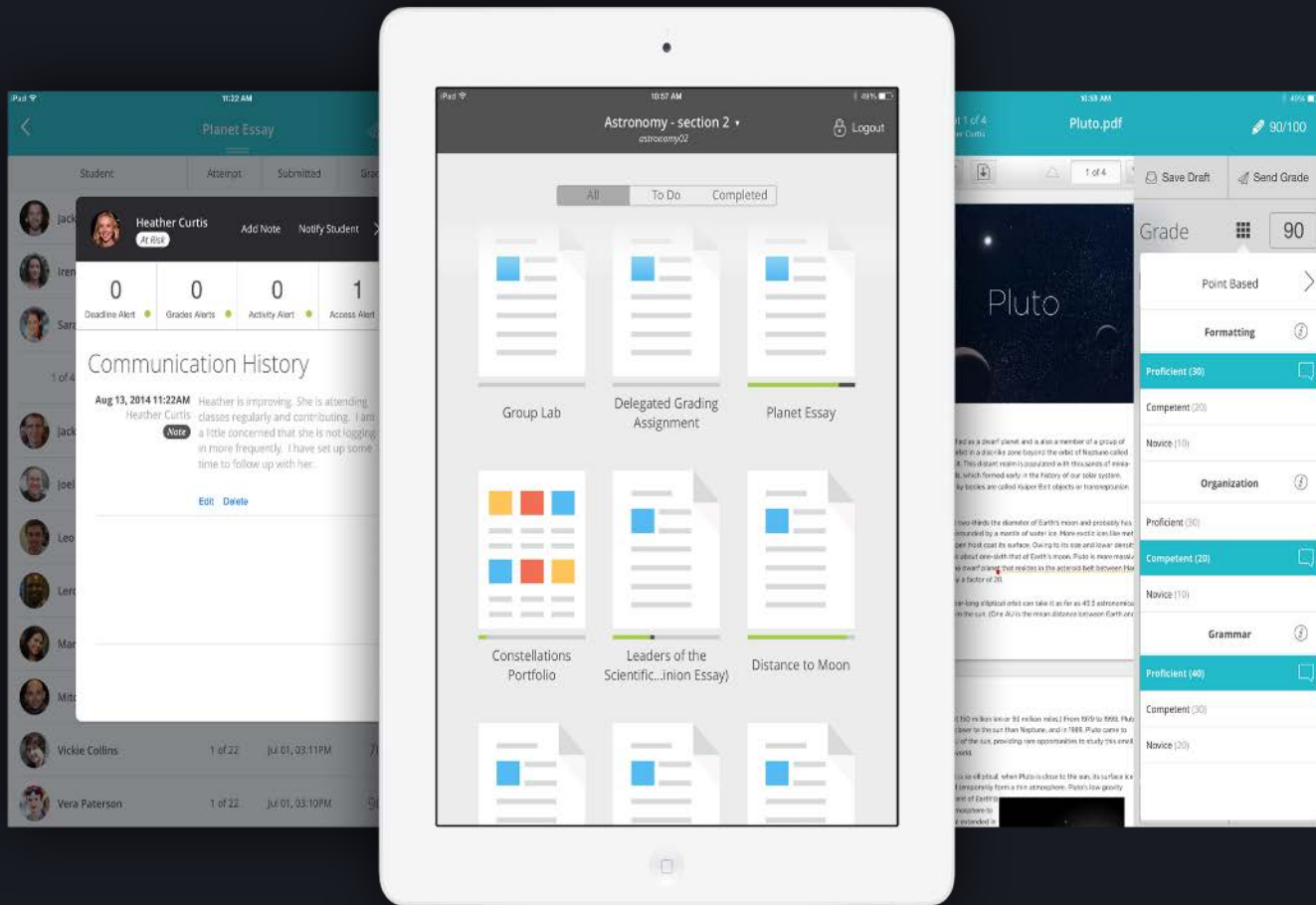
“Such an improvement from last version! Really like the new due date section.”

– nml13c (Florida State University)



Bb Grader App

Available now





Bb Instructor

In research: iOS and Android Tablet

Our goal is to help instructors **minimize administrative tedium**, improve their teaching, and support their students' personal and professional growth

All the same key benefits as Bb Student:

End-user-focused, one app

World class experience

Consistent blackboard story

Authentically mobile

Blackboard Mobile App roadmap

Available now

Mobile Learn

Bb Grader

Bb Student

- Activity Stream
- Course Timeline
- Grades
- Assignments & Tests
- Due Dates
- Collaborate Ultra - Join from Link
- Google Drive / Dropbox / OneDrive
- Available in NAHE/LAC/Europe/APAC*

In beta

Bb Student

- Collaborate Ultra - Join from Course
- Collaborate Ultra – Activity Notifications & Document Navigation
- Profile Integration

In development

Bb Student

- Push Notifications
- Discussions

In research

Bb Student

- Collaborate Ultra – Breakout Rooms
- RTL Language Support
- Third-party content (PC/SCORM/LTI/App to App Launch)
- Analytics & Telemetry

Bb Instructor


- UPDATE: iOS, Android tablet; to replace Bb Grader

Monthly Teaching & Learning update emails

What's new each month for:

- Learn (including 9.1, SaaS, and the Ultra experience)
- Collaborate
- Mobile apps

Blackboard
Teaching & learning product update



What you need to know about Learn, Collaborate, and our mobile apps

Happy New Year from the Teaching & Learning Team at Blackboard!

Starting the New Year off right with new SaaS Deployment Options for Learn

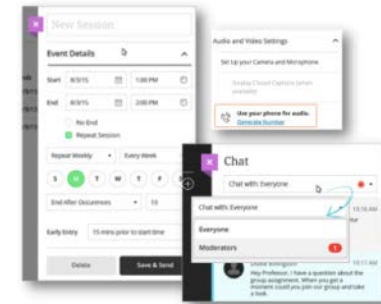
SaaS deployment for Blackboard Learn is now available in 3 different tiers – Standard, Plus, and Advantage. In addition to the SaaS Standard tier that was made available in 2014, [SaaS Plus and SaaS Advantage](#) are now available! These three options provide choice and flexibility in addressing your institution's deployment needs.

SaaS Plus and Advantage provide important benefits in addition to those provided by the SaaS Standard tier. These additional benefits include:

- **Full Building Block Support** – Install Building Blocks on your system, including custom and homegrown integrations.
- **Flexible Deployment Option** – Receive maintenance and security fixes on a continuous delivery cycle, but defer changes to the platform (new features and feature enhancements) and apply them either once or twice per year – leaving more time for testing mission critical customizations and integrations as well as change management activities.
- **Support for All Learning Solutions** – Take advantage of SaaS deployment no matter what Learning Solution you are on, including the Learning Insight Solution (with Analytics for Learn and Outcomes Assessment functionality).
- Other Services such as a Staging Instance, Service Delivery Management, and Direct Data Access.

January 21 Edition

Blackboard Collaborate with the Ultra experience gets even better



Blackboard Collaborate with the Ultra experience had an exciting [release at the end of December](#).

Release Highlights include:

- **Up to 100 Participants:** Host sessions with up to 100 participants! You can now use the Ultra experience for larger classes.
- **Call into a Session:** Now moderators and participants can call into a session using their phone.
- **Private Moderator Chat:** Moderators can now chat with each other in a private chat while in session. Collaborate makes it really easy to switch between chatting with moderators and chatting with everyone in the session.

→ Sign up at: <http://www.blackboard.com/blackboard-insights>

Save the Date: 2016 Roadmap Webinars

Join our Product Management leaders for an update on what's new and what's coming for Learn, Collaborate, and our mobile apps

April

Wednesday, April 6
2:00-3:00 pm Eastern

Thursday, April 7
4:00-5:00 pm Eastern

August

Dates coming soon!

→ *Register at: bbbb.blackboard.com/TeachingLearningRoadmap*

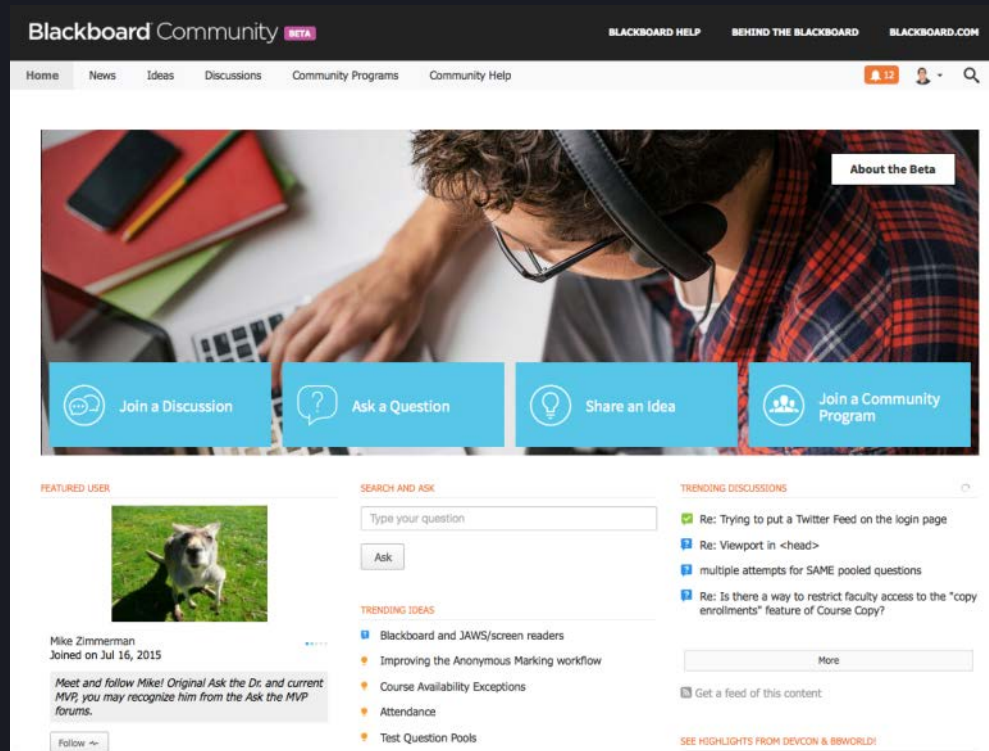
Try the new Blackboard Collaborate

Try Collaborate with
the Ultra experience
free for 30 days



→ Visit: bbbb.blackboard.com/CollabTrial

Join the Blackboard Community



→ *Join now: community.blackboard.com*



Blackboard

Faculty Field Guide

A short interactive survey tool for faculty that, based on level of experience with Blackboard technology and immediate classroom goals, recommends select features in Blackboard Learn that you can begin using today to address specific classroom challenges, develop new skills, and become more effective as an educator.



www.blackboard.com/sites/facultyfieldguide

Thank you!